

Year 11 Information Evening

Tuesday 19 September 2023



THE JOHN FISHER SCHOOL

*"Nurturing young Catholic gentlemen.
Aspiring for Academic, Cultural & Sporting Excellence."*

Who You Will Hear From Tonight



Mrs Butcher

Year 11 Director of Learning

Miss Carquez

Raising Standards Leader

Mrs Woolcock

Subject Leader, Science

Mrs Ryder

Subject Leader, English

Mr Stanton

Subject Leader, Maths

Mr Issaka

Subject Leader, RE



- IIB Mrs Naidoo
- IIC Ms Tyrell
- IIF Mr Osborne
- IIK Mr Souici and Mr Palmer
- IIM Mr Stanton
- IIN Ms Vos
- IIT Mr Robe
- IISGA Mr Gamage
- SLT Link Mr Jones

Wellbeing Support





- We are part of the Sutton schools Mental Health Cluster, sharing best practice.
- We have 20 staff trained Mental Health First aiders (pink lanyard)
- Mental Health Wellbeing practitioner on site two days per week.
- Range of intervention and support for students; last year these included sleep and anxiety, revision and managing stress.
- Parental workshops throughout the year, advertised in the Headteacher's newsletter.
- wellbeingsupport@johnfishersschool.org



Exam Boards



- Ancient History - OCR
- Art - WJEC Eduqas
- BTEC Business - Pearson
- BTEC IT - Pearson
- BTEC Media - Pearson
- BTEC Sport - Pearson
- Business Studies - AQA
- Computer Science - OCR
- Design Technology - AQA
- Drama - WJEC Eduqas
- Economics - AQA
- English Language - AQA
- English Literature - OCR
- Food Technology - AQA
- French - Pearson
- Geography - AQA
- History - Pearson
- Mathematics - Pearson
- Media Studies - OCR
- Music - WJEC Eduqas
- RE - WJEC Eduqas
- Science - AQA
- Spanish - Pearson
- Sports Studies (PE) - Pearson

Key Dates



- | | |
|--------------------------|---------------------------------|
| • 9 - 20 October | Pre-Public Examinations (PPE 1) |
| • October | Sixth Form applications opened |
| • 2 November | Sixth Form open evening |
| • 16 November | Year 11 Parent Teacher Meeting |
| • December | Sixth Form applications close |
| • 29 January -9 February | Pre-Public Examinations (PPE 2) |
| • 9 May | GCSEs start |

26 school weeks until GCSEs start

Uniform



School shoes

- No trainers; should be able to be polished



Coats

Should be plain black or navy, waterproof and with no pattern, logo, or writing. Coats should not be worn without the JFS blazer. Fleeces, tracksuit tops, hooded sweatshirts and sports tops (even if they are JFS branded) are not permitted.

The John Fisher School (JFS) uniform consists of:

- JFS blazer with badge (must be worn every day)
- Black / dark grey trousers (no Jeans or tracksuits)
- Year 10 -11 white shirt
- Year 7-11 House tie
- JFS grey V-necked pullover (optional)
- Dark socks

Working together to improve school attendance



THE JOHN FISHER SCHOOL

*"Nurturing young Catholic gentlemen.
Aspiring for Academic, Cultural & Sporting Excellence."*

School Attendance - The Law



- The law entitles **every child of compulsory school age to an efficient, full-time education** suitable to their age, aptitude, and any special educational need they may have. It is the **legal responsibility of every parent/carers** to make sure their child receives that education by attendance at a school.
- Parent/carers have **an additional legal duty to ensure their child attends that school regularly**. This means their **child must attend every day** that the school is open, except in a small number of allowable circumstances such as being too ill to attend.



Persistent Absence [PA]



Below **94%** attendance – stage 1 letter

Below **90%** attendance – stage 2 letter and meeting with student and parents/carers led by the Form Tutor and Director Of Learning (DOL)

Below **87%** attendance – stage 3 letter requesting medical evidence and meeting with Inclusion Co-ordinator and Assistant Headteacher (Mr Evans)

Below **85%** attendance – stage 4 letter and meeting with Mr Evans and the Senior Borough Attendance Officer at the London Borough of Sutton.

NB: Persistent absence will be closely monitored from 90% and any student whose attendance level falls below 85% will be subject to an action plan to support their return to full attendance and a possible fixed penalty notice issued to parent/carers.

Persistent Lateness to school



Morning registration will take place at the start of the school day at **8.45am**. The registers will remain open for 20 minutes. Any student arriving after this time will be marked as having an unauthorised absence. Where the absence at registration was for attending an early morning medical appointment, the appropriate authorised absence code will be entered.

Students arriving after the start of the school day, but before registers close, will be recorded as late. Any student who incurs:

- 2 late marks across a five day period will attend a 'late detention' on Friday for 1 hour between 3:30pm and 4:30pm.
- 3 late marks across a five day period will attend an 'SLT detention' on Thursday for 90 mins between 3:30pm and 5:00pm.
- 4 late marks across a five day period will attend a 'Saturday detention' on Saturday for 3 hours between 9:00am and 12:00pm.

How Can Parents/Carers Support Their Child's Attendance?



- ☐ Proactive engagement and support of all parents/carers
- ☐ Talk/communicate with your child to determine barriers to attending school
- ☐ Consistent message to your child re: daily attendance and punctuality to school
- ☐ Triangulation of message between the school, child and parent/carer
- ☐ Regular communication with KS Administrators Mrs Cody (KS4) and Form Tutors
- ☐ Inform the school immediately if your child is absent from school. Any absence not communicated on each day of absence will be classed as unauthorised
- ☐ Provide appropriate medical evidence, where possible
- ☐ Ask the school for further support/ intervention if needed

Careers Guidance



THE JOHN FISHER SCHOOL

What Does 'Careers' Include at JFS in Year 11 and Beyond?



Careers lessons – during tutor time and RSHE, login to Unifrog careers management system

Soft skills – throughout JFS, including CV writing, interview technique, communication → life skills / personal development

1:1 appointments – on request, talk through future options

Post-16 advice – A Levels at JFS/alternative, local FE College visits

Careers fairs and talks – regular speakers, Speed Careers event Year 12

Work experience – in summer term of Year 12

University and Apprenticeship applications – finalise in Year 13

Post-16 Options Available



Stay in full time education:

A levels

T Levels

Technical and vocational
qualifications

Applied qualifications

Exam retakes

Combine work and study:

Traineeships

Supported internships

Apprenticeships

School leaver schemes

<https://nationalcareers.service.gov.uk/careers-advice/career-choices-at-16>

Miss Carquez

Raising Standards Leader

PPEs, revision and intervention




THE JOHN FISHER SCHOOL

*"Nurturing young Catholic gentlemen.
Aspiring for Academic, Cultural & Sporting Excellence."*

Pre-Public Examinations



- Begin w/c 9 October, 2023 and continue w/c 16 October, 2023
- Students will be given a guide as to what will be on each exam for each subject and where they can locate revision material – this will be posted on SatchelOne
- Second round of PPEs will begin 29 January, 2023

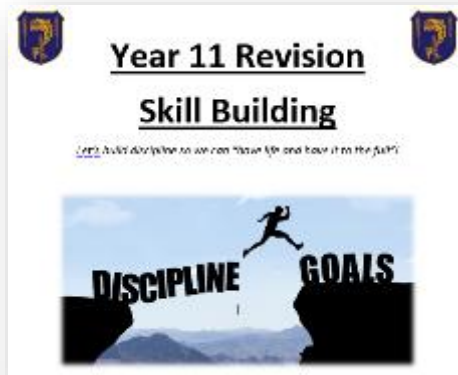


Revision and Intervention This Year – What Will Be Offered?



Revision opportunities

- Weekly Form Time sessions with specific revision skills focus
- Revision resource bank on SMH
- Breakfast revision club: Wednesday @ 8:00 in the LRC
- Department drop-in sessions



Intervention opportunities

- Subject level – short bursts, invite only.
- Tutor Doctor for specific students
- SLT 1:1 meetings to discuss post-16 options and results after PPEs.



Year 11 Revision Sessions Timetable



Week 1	Monday	Tuesday	Wednesday	Thursday	Friday
Before school (8.00am)		<i>English Lang. Rm. 108 Maths Rm. 152</i>	<i>Maths 152</i>	<i>Maths Rm. 152 RE Rm. 76</i>	<i>Maths Rm. 152</i>
Lunch (12:05-12:45pm)	<i>English Rm. 102</i>	<i>Biology Rm. 231 Geography Rm. 174 Drama Rm. 104</i>	<i>Physics Rm. 170 Maths Grade 8-9 Rm. 154</i>	<i>Maths Grade 9 Rm. 154 (Invitation only) Math Grades 4-5 Rm. 53</i>	<i>Chemistry Rm. 131</i>
After school (until 4:30pm)			<i>History Rm. 72</i>	<i>Math Grades 4-5 Rm. 151 RE Rm. 76</i>	
Week 2	Monday	Tuesday	Wednesday	Thursday	Friday
Before school (8.00am)		<i>English Lang. Rm. 108 Maths Rm. 152</i>	<i>Maths Rm. 152</i>	<i>Maths Rm. 152 RE Rm. 76</i>	<i>Maths Rm. 152</i>
Lunch (12:05-12:45pm)	<i>English Rm. 102</i>	<i>Biology Rm. 231 Geography Rm. 174 Drama Rm. 104</i>	<i>Physics Rm. 170 Maths Grade 8-9 Rm. 152 Music Rm. 40</i>	<i>Maths Grade 9 Rm. 154 (Invitation only) Math Grades 4-5 Rm. 53</i>	<i>Chemistry Rm. 130 Music Rm. 40</i>
After school (until 4:30pm)			<i>History Rm. 72</i>	<i>Math Grades 4-5 Rm. 151 RE Rm. 76</i>	

8 WAYS TO CHECK IF YOU REALLY KNOW SOMETHING

by @inner_drive | www.innerdrive.co.uk



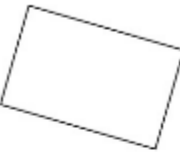










How many of these can you do?

- 1 ANSWER A MULTIPLE CHOICE QUIZ ON IT ☒
- 2 EXPLAIN IT IN YOUR OWN WORDS ☒
- 3 TEACH IT TO SOMEONE ELSE ☒
- 4 APPLY IT TO A DIFFERENT CONTEXT ☒
- 5 COMPARE AND CONTRAST IT WITH SOMETHING ELSE ☒
- 6 ANSWER A QUESTION ON IT UNDER TEST CONDITIONS ☒
- 7 RECALL THE INFORMATION WHILST UNDER PRESSURE ☒
- 8 REMEMBER IT AFTER A LONG TIME ☒

Learning/Revision Techniques



Map It Create a mind map of the key points. 	Journey It Remember lists of information by placing images on a journey. 	Index It Transfer the key points to index cards. 
Story It Create a weird and vivid story using the key points. 	Mnemonic It Use the first letter of key words to create a sentence. A well known example: Never Eat Shredded Wheat 	Click It Create a presentation about the key points. 
Flip It Write questions and answers and flip it anywhere. 	Timeline It Place key points along a line in date order. 	Sing It Set key points to some familiar music/rap. 
Record It Use your mobile to record yourself explaining the key points and play it back regularly. 	Post It Write key words on to Post Its and stick them around your room. 	Comic It Create your own comic strip using the key points. 

USING FLASHCARDS TO REVISE

by @inner_drive | www.innerdrive.co.uk

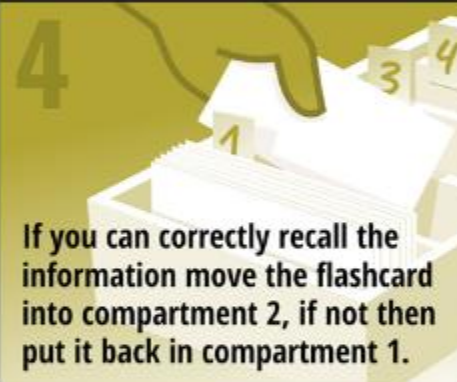


1 Split a box into 5 different compartments and label them 1 to 5.



Place all your flashcards in compartment 1.

3 Test yourself on a flashcard




If you can correctly recall the information move the flashcard into compartment 2, if not then put it back in compartment 1.

5 Continue to test yourself and each time you correctly recall the information, move the flashcard into the next compartment. Flashcards from compartment 1 should be reviewed daily, with flashcards from compartment 2 being reviewed every other day, compartment 3 every third day and so on.



Eventually, all your flashcards will have been transferred to compartment 5 and the information they contain stored in your long-term memory.

Making the Most of Technology



Revision Apps



6. Quizlet

(Android, iPhone, iPad)



3. EdPlace

(Android, iPhone, iPad)



8. Temple GCSE

(Android, iPhone, iPad)



SENECA

Free interactive content to
keep students engaged

MEM
RiSE

Timetabling Apps



- Have a small cost for full access to all features (£1.99-6.99) but are amazing at helping organise and plan revision



‘Smart Timetable’

‘Class Timetable’





Exam Stress Workshop



A workshop for beating exam stress

Do you feel anxious, stressed or worried about all things exam-related? If so, then sign up to this workshop designed to help you better understand what exam-based stress is, how we experience it and what we can do to cope better.

What you'll learn



Part 1 – What Anxiety is and How it is Experienced

Discover what anxiety is, where it comes from and how anxiety impacts our thoughts, feelings, sensations and behaviours.



Part 2 – Support Strategies

Discover the ways you can better support yourself to manage exam-based stress when anxiety comes.



Part 3 – Making Plans for Change (in 2-hour workshop only)

Develop a personalized plan for tackling exam-based stress head on.

Thursday, 28th
September

Sign up Google Form
is on SatchelOne!



South West London and
St George's Mental Health
NHS Trust



What Can You Do To Help?

- Check that your son has a revision plan/timetable – little and often!
- Ensure they can find their Year 10 workbooks and textbooks
- Ensure they are equipped with highlighters, glue sticks, post it notes, blank paper, cue cards – all these can help them create their own revision resources such as flash cards and posters
- Create a physical space for their revision
- Quiz them!
- Have them teach you their topics/key terms
- Reward their efforts however you see fit



Science

Mrs Woolcock



THE JOHN FISHER SCHOOL

*"Nurturing young Catholic gentlemen.
Aspiring for Academic, Cultural & Sporting Excellence."*



Key

Yellow: Separate Science classes

Green: Higher Tier Combined Science Classes

Blue: Foundation Tier Combined Science Classes

Upper Band Classes/Sets	Lower Band Classes/Sets
T1	D2
T2	D3
T3	D4
D1	D5



- **Biology Specialists:**

- Ms Mozammel
(SL for Biology)
- Mrs Hatwal
- Mr Souici
- Mrs Thaker
- Ms Bryant

- **Chemistry Specialists:**

- Mrs Woolcock
(SL for Science)
- Mr Hall
(SL for Chemistry)
- Miss Green
- Ms Bryant

- **Physics Specialists:**

- Mr Harwood
(SL for Physics)
- Dr Ekanayake
- Ms Bryant
- Mr Hassan



Specifications:

- AQA Combined Science Trilogy (formally known as dual award) at foundation and higher tier
- AQA Separate Sciences (formally known as triple science)
 - **Sets T1, T2 and T3 are covering higher tier separate science**
 - **Sets D1, D2, D3 are covering higher tier combined science**
 - **Sets D4 and D5 are covering foundation tier combined science**
- The final exam entry decision will be made after the PPEs this year - the next being in October.
- Your son's set can be changed based on his academic performance throughout the year with in his band.



Scheme of Work:

- Collins
 - the textbooks are available online for your son to use. No password is necessary to access them. PLEASE DO NOT BUY THEM.
- Revision Guides: I recommend CGP, they have a vast array of supporting materials www.worldofbooks.com have second hand versions which are cheaper!



- First two weeks in October
- Will cover paper 1 content- chapters 1-4 for biology and physics, 1-5 for chemistry
- Google Classroom- there is a google classroom set up that has checklists and revision materials. Letter was sent to parents last year and a reminder sent after the last PPEs. If your son has not joined the google classroom please ask him to get his teacher to post the invite on Satchel One.
- PPE will be used to finalise your sons set and GCSE route- we will enter your son for the exam we believe he will perform the best in based on his academic results.



Combined Trilogy Route	Separate Science Route
<p>Your son will be taught in specialist lessons, ie he will have biology, chemistry and physics lessons</p>	<p>Your son will be taught in specialist lessons, ie he will have biology, chemistry and physics lessons</p>
<p>Your son will sit 6 GCSE papers that are 1 hour 15 minutes long each. 2x chemistry, 2x biology, 2 x physics</p>	<p>Your son will sit 6 GCSE papers that are 1 hour 45 minutes long each. 2x chemistry, 2x biology, 2 x physics</p>
<p>Your son will receive 2 GCSEs in science, the double grade is an average of all 6 papers</p>	<p>Your son will receive 3 GCSEs one in each science, the grade is an average of the 2 papers sat per subject</p>
<p>Your son can do A-level sciences if he gets the entry criteria grades</p>	<p>Your son can do A-level sciences if he gets the entry criteria grades</p>

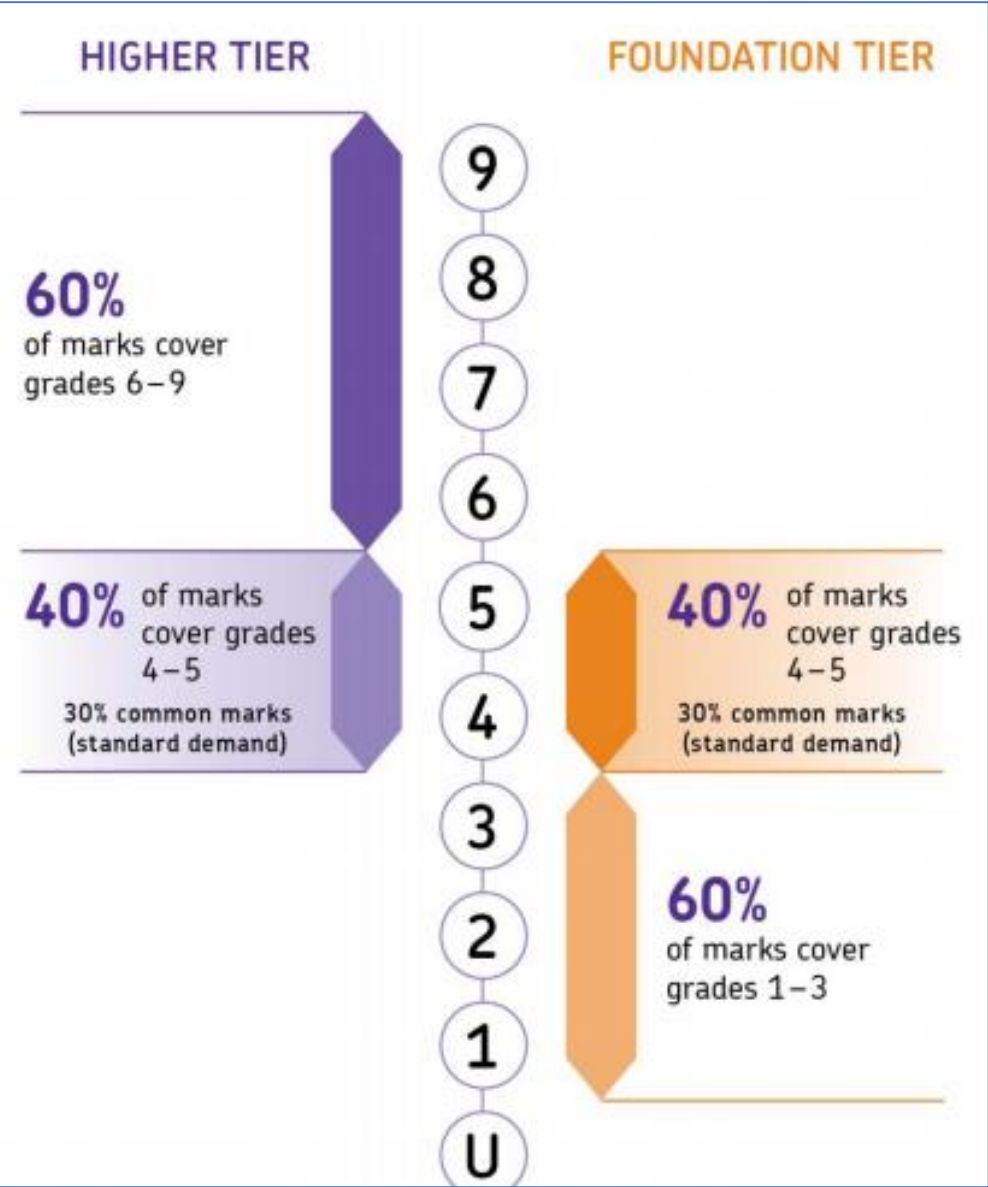
Tiers



For higher tier papers the highest grade is a grade 9, the lowest is a grade 4 after this is a U.

For foundation tier the highest grade is a 5 the lowest is 1, then a U.

Legacy GCSE science		Current GCSE science	
Foundation	Higher	Foundation	Higher
			9
	A*		8
	A		7
	B		6
		5	5
C	C	4	4
D	D	3	(3)
E	(E)	2	
F		1	
G			
U	U	U	U



- Foundation papers are more accessible and for hard working students it is easier to get a grade 5 on them. More of the paper is made up of grade 1-3 questions.
- Higher tier papers are mostly grade 6-9 level questions, it is more difficult and if the grade 4 is not obtained a student will get a U.

Combined Science grades:

Higher Tier Grades	Foundation Tier Grades
9-9	5-5
9-8	5-4
8-8	4-4
8-7	4-3
7-7	3-3
7-6	3-2
6-6	2-2
6-5	2-1
5-5	1-1
5-4	U
4-4	
U	



- **There will be a drop-in session one lunch time a week per science**
- **The details will be shared with your son in his lessons and around the
science building**
- **Your son is welcome to see his teacher for help at anytime**

English

Mrs Ryder



THE JOHN FISHER SCHOOL

*"Nurturing young Catholic gentlemen.
Aspiring for Academic, Cultural & Sporting Excellence."*



Paper 1: Explorations in Creative Reading and Writing

What's assessed

Section A: Reading

- one literature fiction text

Section B: Writing

- descriptive or narrative writing

Assessed

- written exam: 1 hour 45 minutes
- 80 marks
- 50% of GCSE

Questions

Reading (40 marks) (25%)– one single text

- 1 short form question (1 x 4 marks)
- 2 longer form questions (2 x 8 marks)
- 1 extended question (1 x 20 marks)

Writing (40 marks) (25%)

- 1 extended writing question (24 marks for content, 16 marks for technical accuracy)

Paper 2: Writers' Viewpoints and Perspectives

What's assessed

Section A: Reading

- one non-fiction text and one literary non-fiction text

Section B: Writing

- writing to present a viewpoint

Assessed

- written exam: 1 hour 45 minutes
- 80 marks
- 50% of GCSE

Questions

Reading (40 marks) (25%) – two linked texts

- 1 short form question (1 x 4 marks)
- 2 longer form questions (1 x 8, 1 x 12 marks)
- 1 extended question (1 x 16 marks)

Writing (40 marks) (25%)

- 1 extended writing question (24 marks for content, 16 marks for technical accuracy)



Non-examination Assessment: Spoken Language

What's assessed

(AO7–AO9)

- presenting
- responding to questions and feedback
- use of Standard English

Assessed

- teacher set throughout course
- marked by teacher
- separate endorsement (0% weighting of GCSE)



Paper 1: Exploring modern and literary heritage texts

- *Exam (2 hrs) – 80 marks*
- *50% (closed texts)*

Section A: AIC 1HR 15mins (25%)

A choice of 1 modern text from a list of 6 (3 prose, 3 drama)

Candidates answer 1 question with 2 parts:

- Extract based question on their chosen text and a same-genre unseen extract: close reading, comparison
- Linked question on the set text only

SECTION B: Dr Jekyll & Mr Hyde 45mins (25%)

Choice of 1 prose text from a list of 5:

Candidates answer 1 question from a choice of 2 on their chosen text: either

- Extract based, or
- Discursive

Paper 2: Exploring Poetry and Shakespeare

- *Exam (2 hrs) – 80 marks*
- *50% (closed texts)*

SECTION A: Conflict Poetry 1HR 15mins (25%)

Candidates answer 1 question with 2 parts:

- Question on a studied poem and an unseen poem on their chosen theme: close reading, comparison
- Linked question on a different studied poem of their choice

SECTION B: Macbeth 45mins (25%)

Choice of 1 Shakespeare play from a list of 4:

Candidates answer 1 question from a choice of 2 on their chosen text: either

- Extract based, or
- Discursive

English – GCSE overview



English Literature (OCR)

<u>Paper 1</u>	Revision materials available for each text
AIC	English notes and text Revision World BBC bitesize CGP Revision Guides
Jekyll and Hyde	'As above'
<u>Paper 2</u>	Revision materials available for each text
Poetry Anthology	English notes and text Revision World BBC bitesize CGP Revision Guides
Macbeth	'As above'

English Language (AQA)

<u>Paper 1</u>	Revision materials available
Fiction text analyse & Creative writing	English notes and texts CGP Revision books Mr Bruff videos BBC bitesize Revision World past papers
<u>Paper 2</u>	
Non-Fiction comparisons & Creative writing	English notes and texts CGP Revision books Mr Bruff videos BBC bitesize Revision World past papers



Revision Sessions & Resources:

- Monday lunchtime in Room 102 – drop in revision sessions
- Print off past papers from Revision World website, practise answering the paper or identify questions that you find challenging and bring it to your English teacher to mark or help with.
- Read a range of literary fiction or non-fiction regularly to help with English Language
- Re-read the Literature texts, watch the film adaptations, etc
- Make revision posters of key context, quotes, characters and themes



Priorities

- 1) DIRT work on your PPEs
- 2) Complete revision tasks
- 3) Complete past paper questions

Maths

Mr Stanton



THE JOHN FISHER SCHOOL

*"Nurturing young Catholic gentlemen.
Aspiring for Academic, Cultural & Sporting Excellence."*



Post Holders

Subject Leader

KS4 Coordinator

Intervention & Enrichment

Mr Stanton

Mrs Winkelman

Mr Gamage

Class Teachers

Set 1 Mrs Kapoor

Set 2 Mr Gamage

Set 3 Ms McNeela

Set 4 Mr Stanton

Set 5 Mrs Winkelman

Set 6 Mr Palmer

Set 7 Ms Bibi

Set 8 Mr Johnson



External and Internal Examinations

Summer 2024 Exam Info

Edexcel Linear Maths **Higher New GCSE 9 - 1 scheme**

Sets 1 to 5 students are studying the HIGHER Tier
(Set 1 and 2 cover the AQA Further Maths Level 2 Certificate)

Sets 6 to 8 students are studying the FOUNDATION Tier

Tier of entry is solely decided by the Maths department, based on student's data, to optimise individual student outcomes.

The final examinations are three (equally weighted 80 mark) papers of length 1hr 30 mins.

Paper 1 Non-Calculator

Paper 2 Calculator

Paper 3 Calculator

PPE Exam Info (w/b 9 October)

2 Full Exam board standard papers of length 1hr 30mins

Paper 1 Non-Calculator

Paper 2 Calculator

Grade boundaries

Set in line with exam board trends.

Content

All possible content may be examined.

Rationale

All sets are at a different stage (Set 1 will have completed the course).

Students required to focus on what they do know and how to demonstrate this.



Higher Tier	Foundation Tier
<p>Topics to be covered in Term 1:</p> <ul style="list-style-type: none"> • Probability • Circle theorems • Variance • Further trigonometry including graphs and exact surd solutions • Rates of change, gradient and graphical interpretation • Fractional algebra and equations <p>Topics to be covered in Term 2:</p> <ul style="list-style-type: none"> • Functions, their transformations and inverses. • Vectors including proofs • Iterations • Numerical proofs and reasoning • Algebraic proofs and reasoning • Recap and Revision 	<p>Topics to be covered in Term 1:</p> <ul style="list-style-type: none"> • Further algebraic manipulation • Solving Equations and Inequalities • Trigonometry • Simultaneous Equations • Recap of Percentages • Statistical measures <p>Topics to be covered in Term 2:</p> <ul style="list-style-type: none"> • Problem solving techniques • Recap and Revision
<p>Students should expect exam papers to be set on a weekly basis as part of an ongoing revision programme.</p>	



How to revise for Maths?

The best way to revise Maths is to practise questions.

Exam papers should be utilised, marked accurately and with a sense of integrity.

Time limiting papers (or sections of a paper) are useful strategies to recreate external exam pressures

How will the Maths department support?

- Drop-in Maths clinics, where students can bring problems and get assistance from a teacher.
- Invite Extension lunch sessions.
- Targeted Intervention (post PPE I)

Useful websites

There is a wealth of resources to support the Edexcel course, find a website that works for you some good ones are:

Maths genie

Physics and Maths tutor

Save my exams

Corbett Maths

OnMaths



General

- Use the subject experts i.e. your teachers, when you encounter areas of misconceptions.
- Have a tidy, organised and quiet work area.
- Ensure timed practise is included in a revision schedule
- Utilise all your time effectively e.g. flash cards whilst waiting at the bus stop

Maths specific

- Ensure you have all of the correct equipment for lessons, including a calculator.
- Check work rigorously and always aim to show full solutions and working.
- Use your QLA's to identify on going areas for improvement.
- Be resilient and always try to write the “maths of the situation” by breaking a question into smaller parts.
- Recognise you may not be able to access all questions on a paper.
- Always start with questions that you are confident with and “build your own success”.



- Ensure you have all the correct equipment for each and every lesson. This includes a geometry set and a calculator.
- Do HW on the night it is set, so that any issues can be brought to your teachers attention and solved.
- Ask for help from your teachers
- Check work rigorously and always show full solutions and working.
- Use all your time effectively e.g. flash cards whilst waiting at the bus stop.

Religious Education

Mr Issaka



THE JOHN FISHER SCHOOL

*"Nurturing young Catholic gentlemen.
Aspiring for Academic, Cultural & Sporting Excellence."*



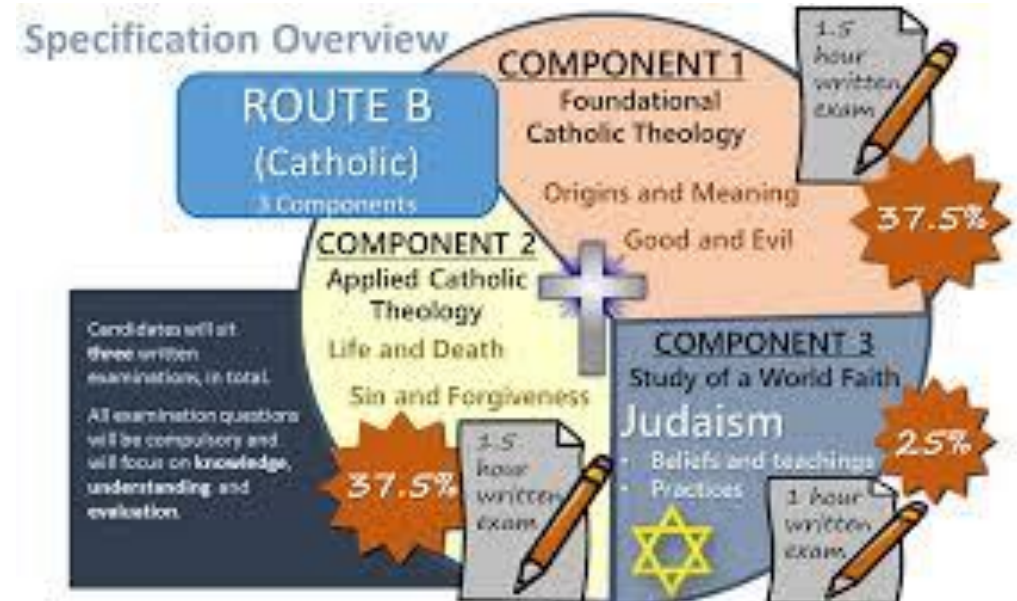


Mr Issaka
Mr Amankwah
Mrs Naidoo
Mr Lawton



GCSE Exams are close coming with RE up first.

PPE 1 – Judaism (Paper 3) – Tailored revision material on Show My Homework

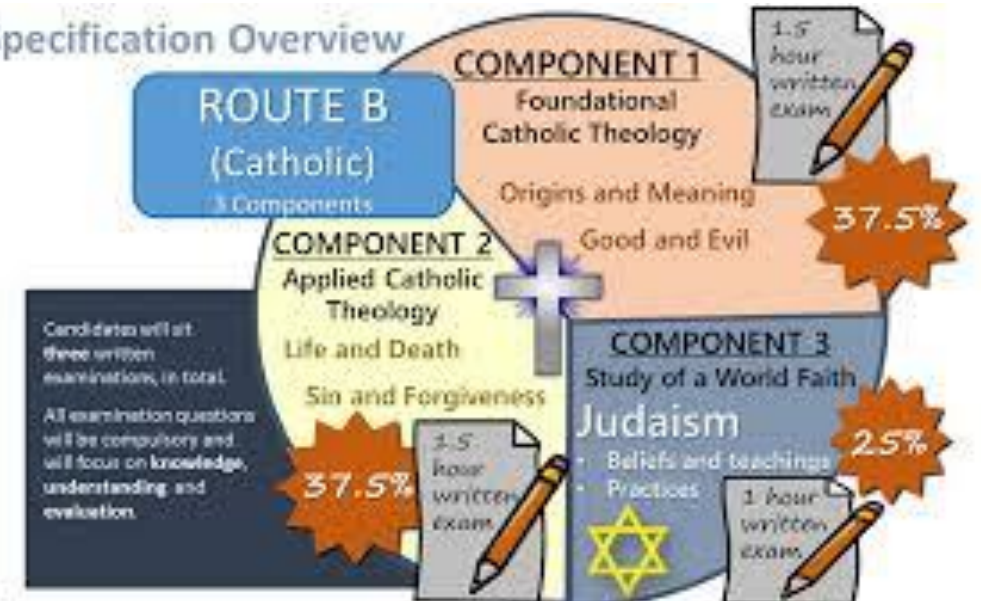




Use the revision guides to help you LEARN the content and REVISE what we have done.

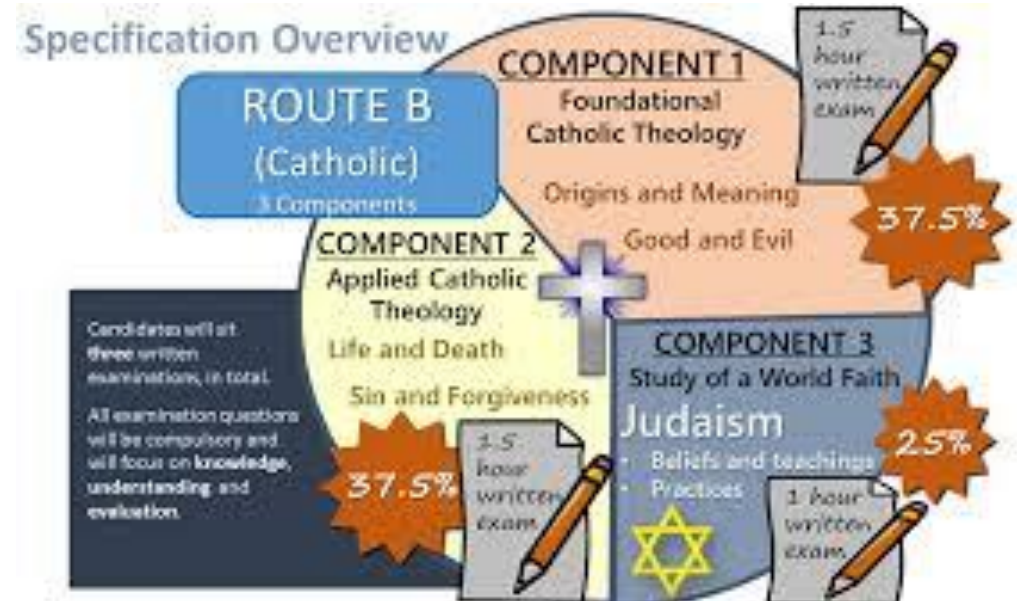

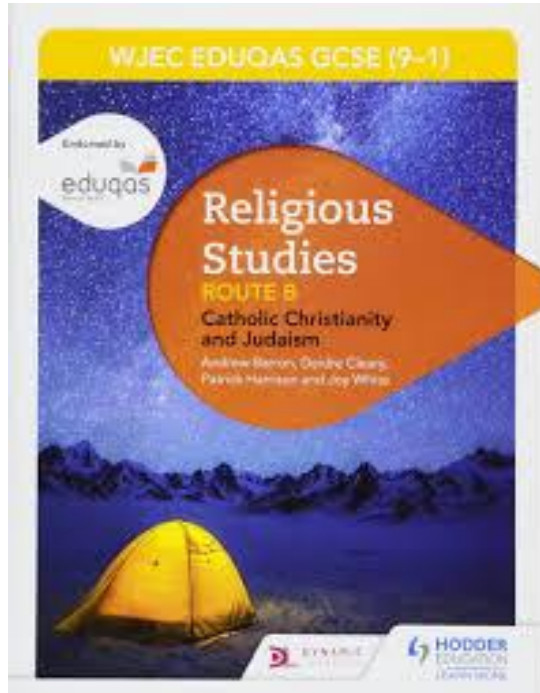
Past Questions
Mark schemes
Working together

Specification Overview





- Where can I access the course material?





How can I access and help my son?

MEMRISE

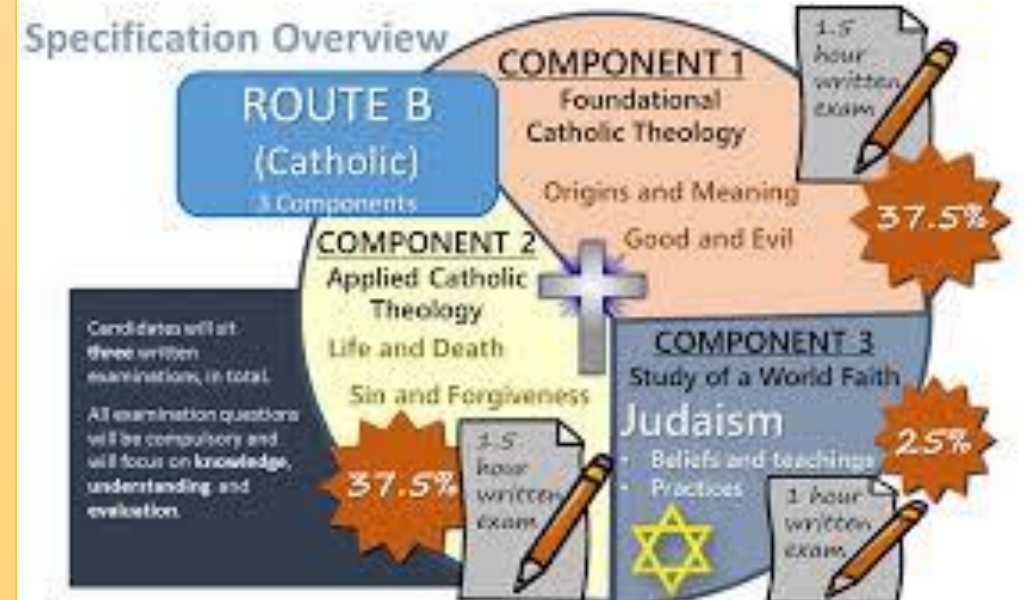
essential part of RE. To help you learn them in an easy and effective way, the department is asking you to use **Memrise**

<https://www.memrise.com/group/371693/>

First – Create an account

Second – Follow the link

Little and often!





SENECA Homework - www.senecalearning.com

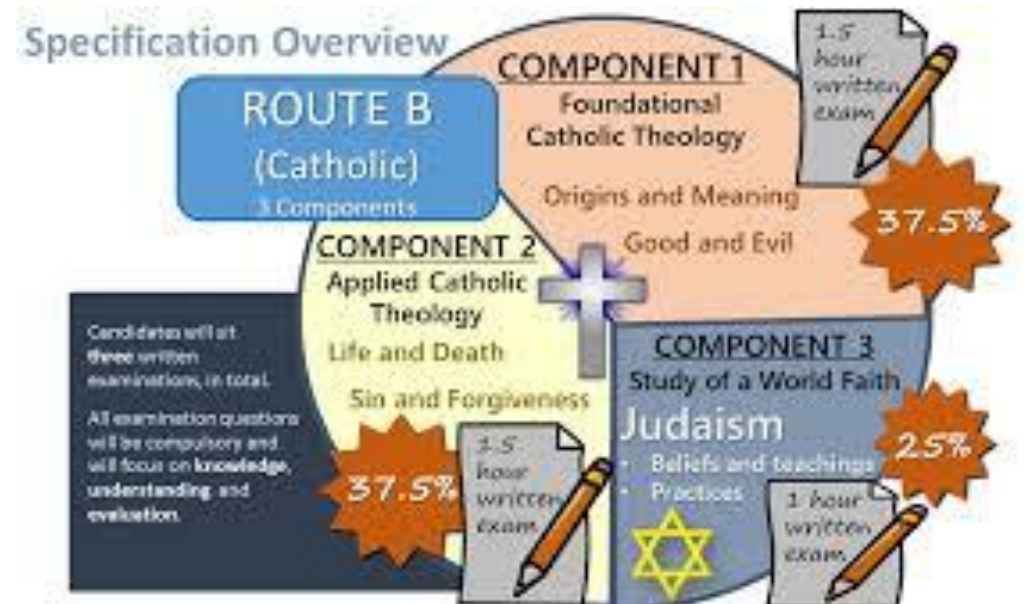
Click the button that says "Students", this means you can use the service **for free**.

Join the class with the code set by the teacher.

TWINKL Website - <https://www.twinkl.co.uk/>

Great resources to help you prepare and learn.

Use Code – UKTWINKLHELPS to receive all FREE resources.
YouTube Resources: McMillan revis



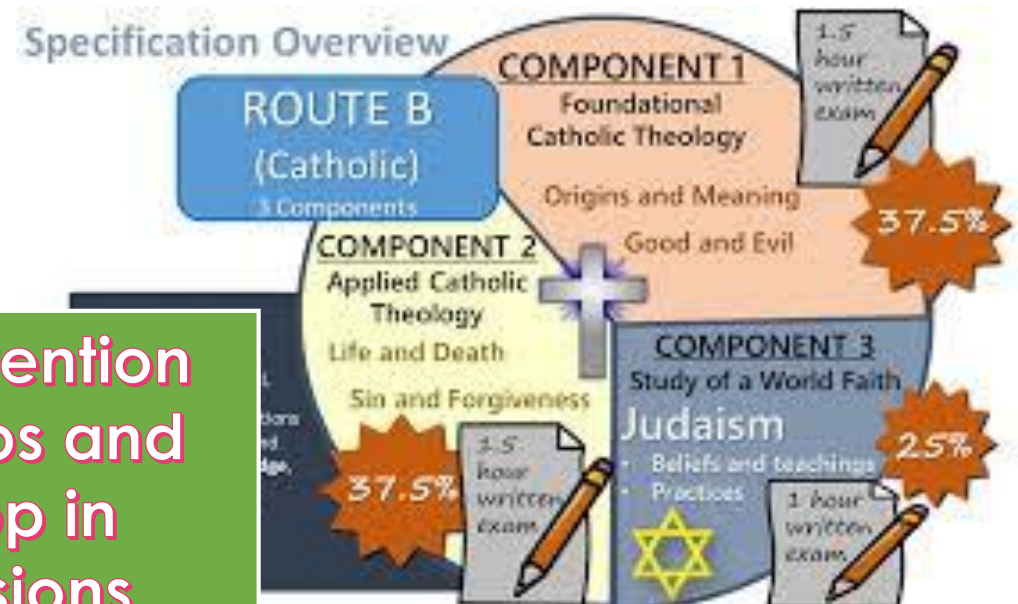


All work will be communicated via SMH and must be followed. Students may also be asked to submit work.



Intervention
groups and
drop in
sessions
starting soon

Monday PM
Rm 73



Thank you for attending



THE JOHN FISHER SCHOOL

*"Nurturing young Catholic gentlemen.
Aspiring for Academic, Cultural & Sporting Excellence."*