

# Year 9 Homework

## Independent Artist Research Project



# Architecture.

# Year 8 Homework

## Independent Artist Research Project




- In this independent project, you will **research**, **analyse** and **respond** to artwork.
- You will have a couple of weeks to complete the project.
- You need to complete **all** the tasks.
- There will be **achievement points** awarded for excellent effort and outstanding work!
- There will be multiple achievement points for the students who try the challenge tasks (look at the challenge task slide before you start!)
- The **due date** for your class will be on **Show My Homework**.

**Enjoy your research and good luck!**

## Task 1:


- a) Select one artwork pictured below
- b) Create a copy of your chosen artwork



Title: **Study for an Edifice.**  
Architect: **Antonio Sant' Elia**  
Date: 1913.  
Materials: Ink on paper/  
watercolour sketch.



Title: **Painting from the artist's series of works, "The Islanders".**  
Artist: **Charles Avery.**  
Date: 2005 -  
Materials: Ink on paper/  
watercolour.



Title: **Zagreb Free - Zone.**  
Artist: **Lebbius Woods.**  
Date: 1991.  
Materials: Silkscreen Print.



## Task 2:

Write an analysis of your chosen artwork.  
Use the Describe, Analyse, Interpret and Judge framework.



You will have done something like this in class


### Describe

When you describe an artwork, identify things in the work that you can see, name, and describe. Think of it as if you were trying to describe the work to a blind person

### Analyse

When you analyze an artwork you will tell how the subject matter and elements of the work have been organized. To do this, think of the elements of art — line, shape, form, and colour.

## DAIJ



### Interpret

Use the information from your description and analysis (and secondary sources like the internet) to help identify the meaning of the artwork

### Judge

What is your conclusion? How well does it 'work'? How does the work awaken your imagination or help you feel a part of the work?

### Task 3:

## Design an alternative surrounding for your chosen building

Successful architecture has to pay attention to how it sits and interacts with it's surroundings, it's "**context**".



Your task –

- To **place your chosen building** (from task 1) in your **local area** or an **imaginative surrounding**.

You can use either draw or photo editing software.

Sutton High street



Your chosen building




Imaginative background

Your chosen building

## Task 4:

Design a building or structure in the style of your chosen architect/artist.



Title: *Study for an Edifice*.  
Architect: **Antonio Sant' Elia**  
Date: 1913.  
Materials: Ink on paper/  
watercolour sketch.



Title: *Painting from the artist's series of works, "The Islanders"*.  
Artist: **Charles Avery**.  
Date: 2005 -  
Materials: Ink on paper/  
watercolour.



Title: *Zagreb Free - Zone*.  
Artist: **Lebbius Woods**.  
Date: 1991.  
Materials: Silkscreen Print.

## Complete your METS

Medium - ?

Element - ?

Technique – ?

Summary – ?

For your **own version**, you could design a building or structure in the style of your chosen architect/artist.

Think about -

- **shape**
- **form.**
- **perspective**
- **proportion**
- **line**
- Your choice of **mediums**, such as pencil, ink, colour pencil or watercolour?
- Thinking about your **composition**, showing a **foreground**, **middle ground** and **background**.



## Challenge tasks – independent research skills:



- You could choose two artworks to compare and contrast.
- You could do additional research about the artist/architect and find some more examples of their work.
- Could you find an article and youtube video about the artist/architect? How could this help your analysis of the artwork?
- Could you experiment with the same materials that the artist uses? How could be inspired by their techniques?
- You could find an **additional** artwork that **you** would like to study. You could use the following websites to find artists/artwork:

<https://artuk.org/>

<https://www.saatchiart.com>

<https://www.tate.org.uk/>