

YEAR 8 HOME LEARNING

THERE ARE 4 TASKS TO BE COMPLETED. EACH TASK SHOULD BE DONE WITHIN A WEEK AND SUBMITTED ON SACHEL ONE.

WHAT THE TASKS ARE:

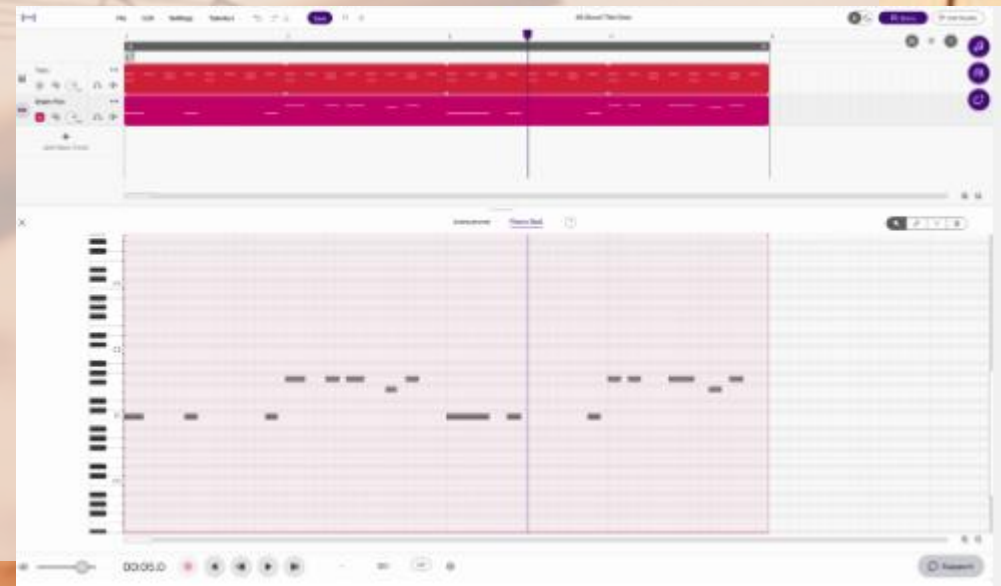
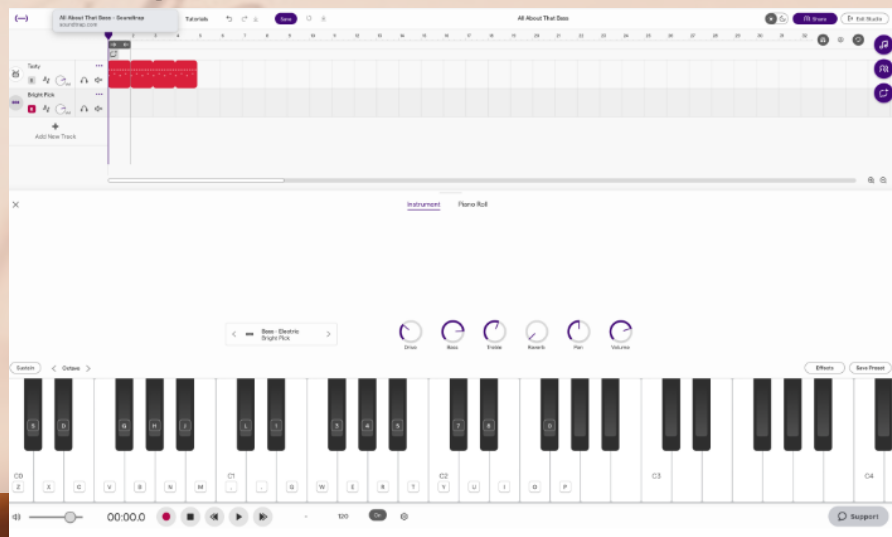
- Task 1 = Compose the **ostinato** pattern and **bass line** for the song In The House In A Heartbeat and then compose on SoundTrap.
- Task 2 = Compose the **chords** and **melody** for the song In The House In A Heartbeat on different tracks of the same SoundTrap project
- Task 3 = Compose using ostinato, bass, chords and melody patterns. **your own short film music project**
- Task 4 = **Add effects and export** the film music project as an mp3 or wav file for marking and assessment.

Getting started on SoundTrap

- <https://www.youtube.com/watch?v=AgRV2rzmc80> Copy and paste this link on your browser to get started.
- Before you work on SoundTrap you need to create an account to enable you to log in. This account should be one that is separate from your school account. If there are questions about this please ask your teacher beforehand to help you.
- Here is another video playlist to help you get started:
<https://www.youtube.com/playlist?list=PLPdnc67tDNCKu5o7k7a7ADkju4Afard50>

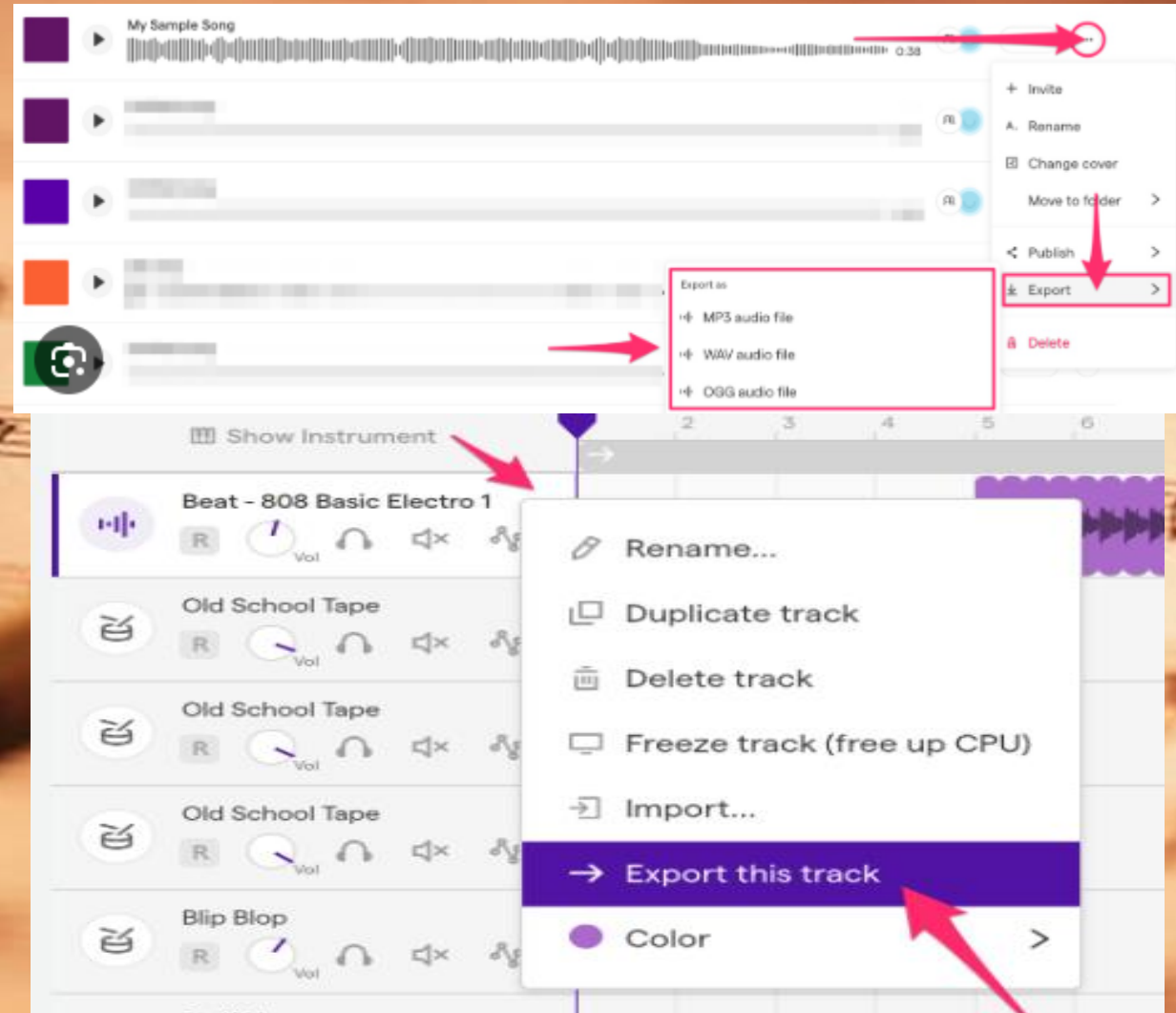
TASK 1 – Compose the ostinato pattern and bass line of the song given.....

- Your task is to compose the ostinato pattern and bass line given (please refer to the sheets given to you for the home learning task)
- You should take a screenshot and make a PowerPoint Presentation to show your work and provide evidence for creating the ostinato and bass line.



Task 2 – Chords and Melody

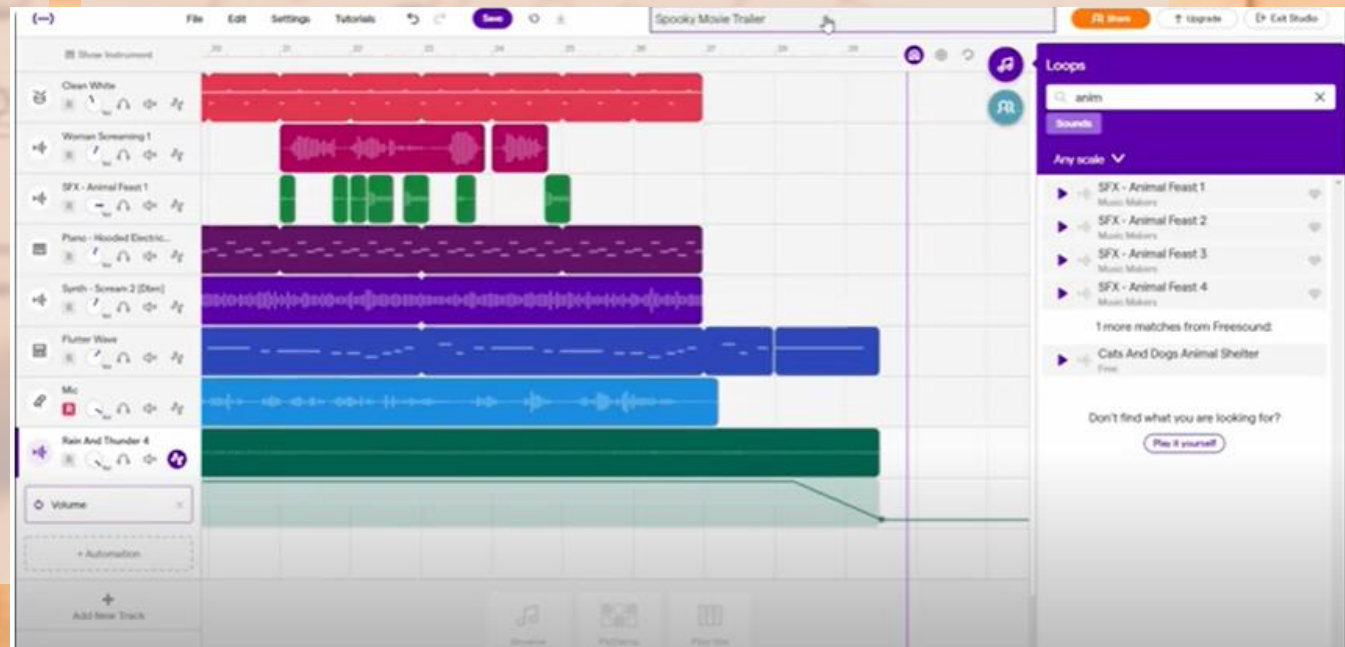
- Add the chords and melody as separate tracks to create a whole song structure of In The House In a Heartbeat.
- The structure should be 2-3 minutes long and not more.
- Please visit this link to see how to download your completed project as an mp3 or wav file to send to satchel one:
<https://www.deptofsound.org/resource-hub/importing-and-exporting-tracks-and-songs-in-soundtrap> For help, please ask your teacher.



Task 3 – Make your own film music

- A secret agent escapes a dangerous scene. Using your creativity make a film music project on soundtrap to accompany a 2 minute long video clip where this happens. You should provide a completed SoundTrap project with a description of what is happening...

- https://www.youtube.com/watch?v=I5odoSSI_ss Use this video as a guide to help you!



Task 4 – Add effects, mix and export!

- Your task is to add effects to your created project to make it sound interesting to the listener. This should be done before exporting the file as an mp3 or wav file and submitting it on Satchel One.

- https://www.youtube.com/playlist?list=PLto3DQIYibDjl_VHfjWn4qr6AGr1R0WF1
- Use this playlist to help you.

