

Year 11 Home Learning

Independent Project :



- In this home learning project, you will **research, compose and produce a song on Soundtrap**.
- You will have a couple of weeks to complete the project.
- You need to complete **all** the tasks.
- There will be **achievement points** awarded for excellent effort and outstanding work!
- The **due date** for your class will be on **Show My Homework**.

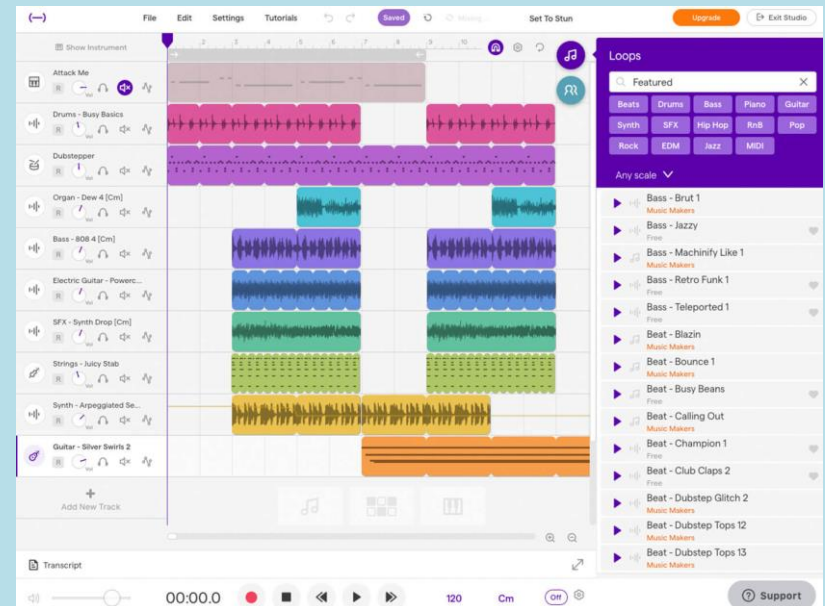
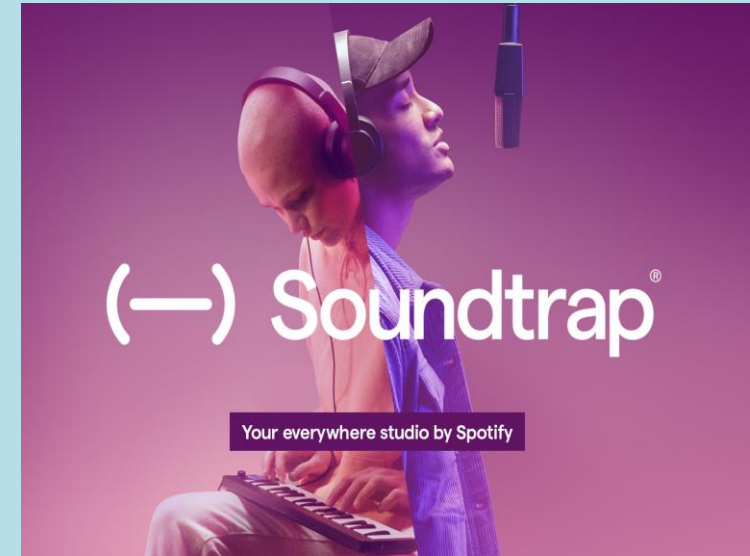
Enjoy your research and good luck!

Task 1:

THE BASICS

Using your knowledge **record**

- A simple **melody track** using the computer keypad or midi keyboard
- A **looped track** / cycle loop using a given melodic loop from the loops library
- Show how to do the following **functions** with a PowerPoint presentation:
 - Split regions
 - Cut/copy and paste
 - Use the automation controls

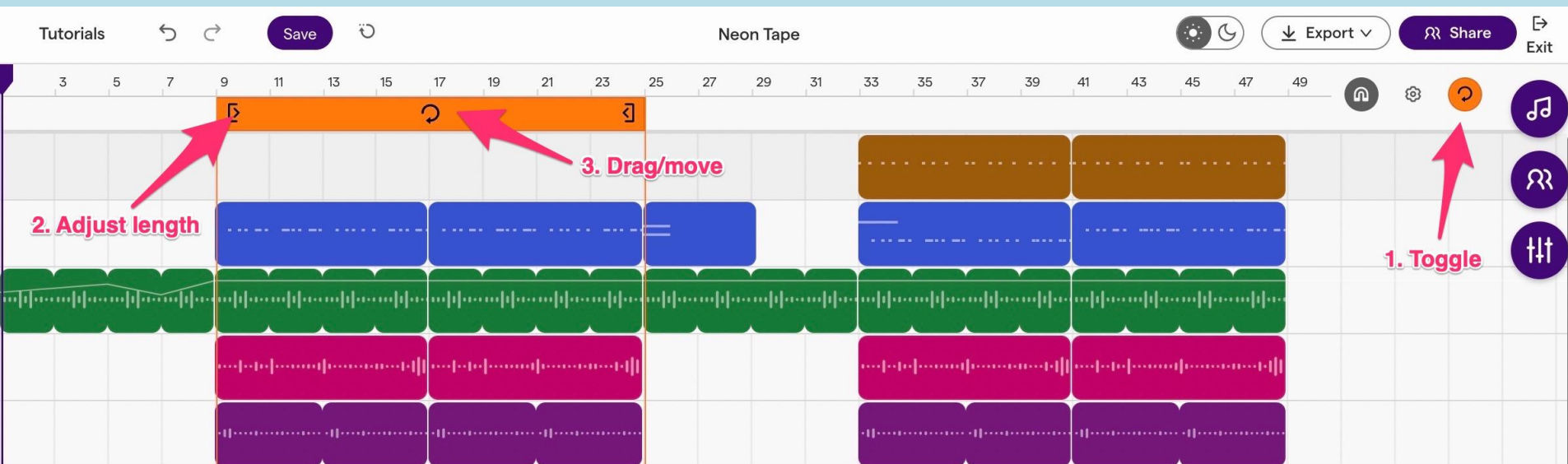
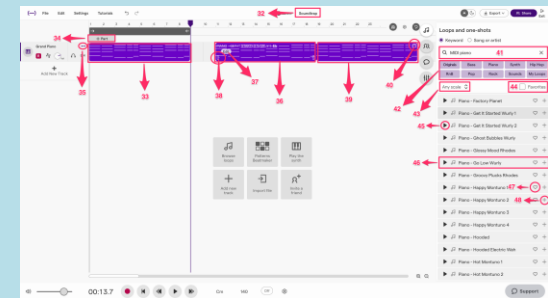


Task 2: RECORDING YOUR FIRST SONG



Create a repeated 8 bar pattern

1. Record a simple chord progression
2. Record a drum beat pattern in a separate track
3. Put both tracks together and loop the cycle in 8 bars
4. Add a nice melody to the cycle created so it looks like the verse of a song!



Task 3:

Record your first song part 2

Using the knowledge of making a verse-chorus format pop song, make your own pop song (Max. 3 minutes long only)



Task 4:

PRODUCTION and MIXING



It is time to mix your song. Using the knowledge of **mixing**, mix your final production and export it as an mp3 or wav file for playback.

You should create a PowerPoint presentation or video to show how you created your pop song from start to finish and annotate the stages.

