

Year 10 Expectations/Information Evening

Head of Year: Mr R Briggs

Senior Leadership Team Link: Mrs S Lovelock



THE JOHN FISHER SCHOOL

*"Nurturing young Catholic gentlemen.
Aspiring for Academic, Cultural & Sporting Excellence."*

Dates for the diary

- Y10 ITM 1 10th December
- Y10 ITM 2 29th April
- PPE 16th – 26th March core only
- Y10 – PPE 22nd June to July 3rd Options subjects
- Y10 – ITM 3 7th July
- Y10 Work Experience – 13th – 17th July 2026



Form Tutors:

10K: Mr R O'Connor

10B: Mr A Pascoe

10C: Mrs R Woolcock/ Mr V Parry
(Thursday)

10M: Mrs Y Winkelman

10N: Mrs E Johnston

10T: Mr A Rebello

Monday	Tuesday	Wednesday	Thursday	Friday
Current affairs/ Wellbeing activities	Achievement and behaviour discussions	Literacy focus- booklets	Morning Prayer	Assembly

Uniform



School shoes

- No trainers; should be able to polish



Coats

Should be plain black or navy, waterproof and with no pattern, logo, or writing. Coats should not be worn without the JFS blazer. Fleeces, tracksuit tops, hooded sweatshirts and sports tops (even if they are JFS branded) are not permitted.

The John Fisher School (JFS) uniform consists of:

- JFS blazer with badge (must be worn every day)
- Black / dark grey trousers (no Jeans or tracksuits)
- Year 10 -11 white shirt
- Year 7-11 House tie
- JFS grey V-necked pullover (optional)
- Dark socks



- Students should be well equipped and ready to learn. This means bringing in pens and pencils, subject specific equipment and required books.

Understanding the Detention System



- **Same-day Detention:** Detentions will now be served on the same day as the infraction occurs. This is to ensure that disciplinary actions are timely and that students understand the consequences of their behaviour immediately.
- **Register Notification:** Pupils who are assigned detention will be marked with a **red "D"** on the P6 register. This is the key signal to staff that a student needs to be informed of their detention.
- **Detention Duration:**
 - **2 infractions:** 20 minutes
 - **3 infractions:** 40 minutes
 - **4+ infractions:** 60 minutes
- **Communication Timing:** Pupils should only be informed of their detention at the end of the day, **during P6**, on the dismissal of the lesson. Informing pupils before P6 can lead to distractions, unnecessary discussions, and potential disruptions in class.
- **Escalation Protocol:** If a student does not show up to detention for no valid reason, they will be automatically escalated to further disciplinary action. This could involve a longer detention period or an additional meeting with administration.



- Late to lessons will also be added up and time served back at the end of the day in detention.
- Late to school detentions will also resume soon.
- Saturday detentions will resume soon



- By now you should have been sent the log in details for Bromcom. Please download and log in as soon as possible as this is where you can find all behaviour details.
- Edulink doesn't work for us anymore.
- Students have been set up in ICT lessons – this will be continuing along with support from IT
- Any questions please see us at the end

Rewards!



- This may not be in the form of achievement points, but you can expect:

Weekly	Half Termly	Termly
<p>Lunch passes will be generated weekly in tutor groups via achiever of the week. These will run Friday to Thursday.</p> <p>With this is an email home.</p>	<p>Amazon vouchers for top achievers and top tutees. If a student has won this once, they are only able to win it again in the final term.</p>	<p>Amazon vouchers for progress and achievement from departments.</p>

Access to Curriculum/Exam Board information



- Can be found on our website:

← → ↻ https://www.johnfisherschool.org/academic/subjects ☆ S



Curriculum

Subjects

- Art & Design
- Business Education
- Drama
- English
- Geography
- Government & Politics
- ICT & Computing
- Mathematics
- Media Studies
- Modern Foreign Languages

Curriculum Overview

 Curriculum Overview

 Curriculum Offer

 Curriculum Intent, Strategy & Maps

Exam Boards



Ancient History

OCR

Art:

Eduqas

BTEC IT:

Edexcel

BTEC Media:

Edexcel

BTEC Sport:

Edexcel

Business Studies:

AQA

Computer Science:

OCR

Design Technology:

AQA

Drama:

Eduqas

Economics:

AQA

English Language:

AQA

English Literature:

OCR

Geography:

AQA

History:

Edexcel

Maths:

Edexcel

Media:

OCR

MFL (French / Spanish):

Edexcel

Music:

Eduqas

RE:

Eduqas

Science:

AQA

Sports Studies:

Edexcel

Working together to improve school attendance



THE JOHN FISHER SCHOOL

*"Nurturing young Catholic gentlemen.
Aspiring for Academic, Cultural & Sporting Excellence."*

School Attendance - The Law



- The law entitles **every child of compulsory school age to an efficient, full-time education** suitable to their age, aptitude, and any special educational need they may have. It is the **legal responsibility of every parent/carers** to make sure their child receives that education by attendance at a school.
- Parent/carers have **an additional legal duty to ensure their child attends that school regularly**. This means their **child must attend every day** that the school is open, except in a small number of allowable circumstances such as being too ill to attend.



Persistent Lateness to school

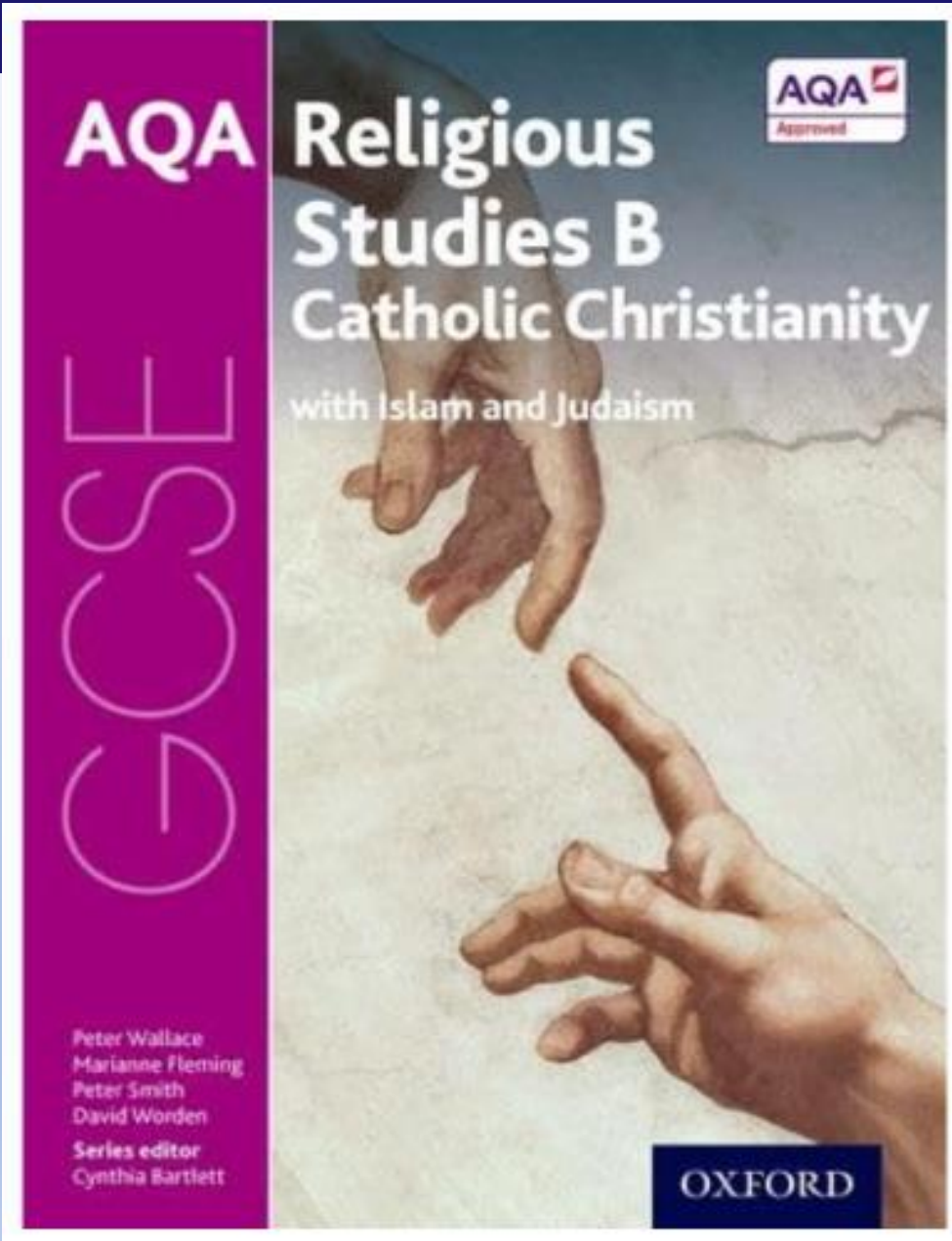


Morning registration will take place at the start of the school day at 8.45am. The registers will remain open for 20 minutes. Any student arriving after this time will be marked as having an unauthorised absence. Where the absence at registration was for attending an early morning medical appointment, the appropriate authorised absence code will be entered.

Students arriving after the start of the school day, but before registers close, will be recorded as late.



Religious Studies



- 2 papers, 1 hr 45mins each
- 1st – Catholic Christianity
 - Revise Chps 1-6, 4 will come up
- 2nd – Judaism (Chps 9-10) and Themes (Chps 11-12)
 - Revise those 4 chapters, they will all come up

Exam format



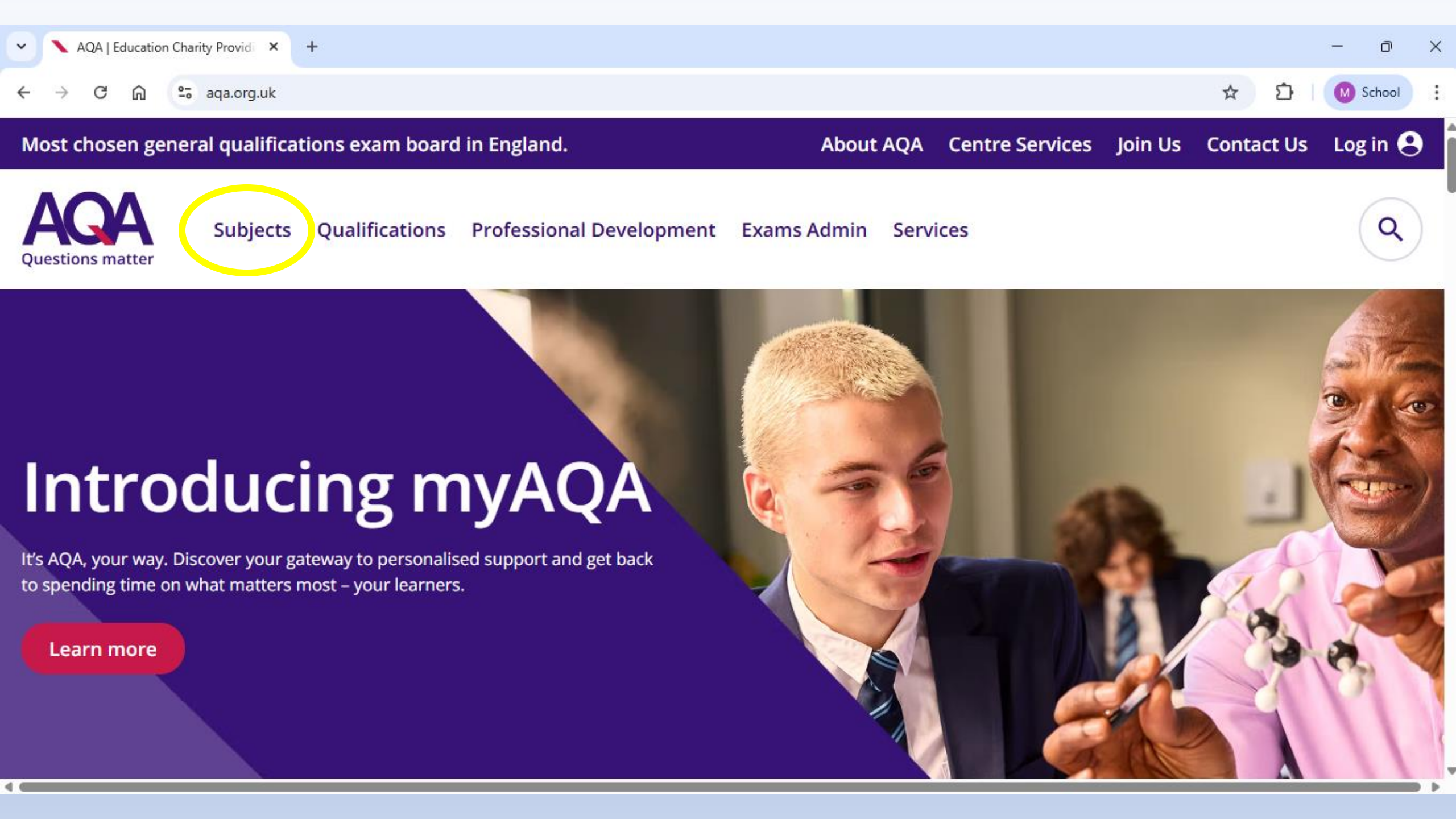
- Each unit / chapter is broken down into a 24 mark question
- 1, 2, 4, 5, 12 mark questions
- 1 – multiple choice (tick the box, learn definitions)
- 2, 4, 5 – repeat knowledge from the textbook
- 12 – 1 page essay, 4 paragraphs with both sides, an argument with a justified conclusion



GCSE exam technique



- Ensure your son knows the material
- And that he knows how to answer the questions
- Completes his homework to his best standard
- Set every 2 weeks, timed in class, returned for corrections
- Look in his book and hold him to account
- For PPEs, ensure revision is taking place – ask to see it
- Revision cards, A3 sheets, Question recall booklet – Bromcom
- Revise in the same format as the test – AQA website:



Most chosen general qualifications exam board in England.

About AQA Centre Services Join Us Contact Us Log in



Subjects

Qualifications

Professional Development

Exams Admin

Services



Introducing myAQA

It's AQA, your way. Discover your gateway to personalised support and get back to spending time on what matters most – your learners.

Learn more





Home > Subjects > Religious Studies

Religious Studies


GCSE



8061

GCSE Religious Studies

Next exam: 20 May 2026



8062

GCSE Religious Studies

Next exam: 12 May 2026



8063

GCSE Religious Studies

Next exam: 12 May 2026

AQA | Religious Studies | GCSE

+

← → ↺ 🏠 🔍 aqa.org.uk/subjects/religious-studies/gcse/religious-studies-8063/assessment-resources

☆ 📁 M School ⋮

Most chosen general qualifications exam board in England.

About AQA Centre Services Join Us Contact Us Log in

AQA

Questions matter

Subjects Qualifications Professional Development Exams Admin Services

🔍

Home > Subjects > Religious Studies > GCSE Religious Studies

GCSE Religious Studies 8063

Specification Planning resources Teaching resources Assessment resources Key dates

Hide filters

< 1 2 3 4 >

Relevance


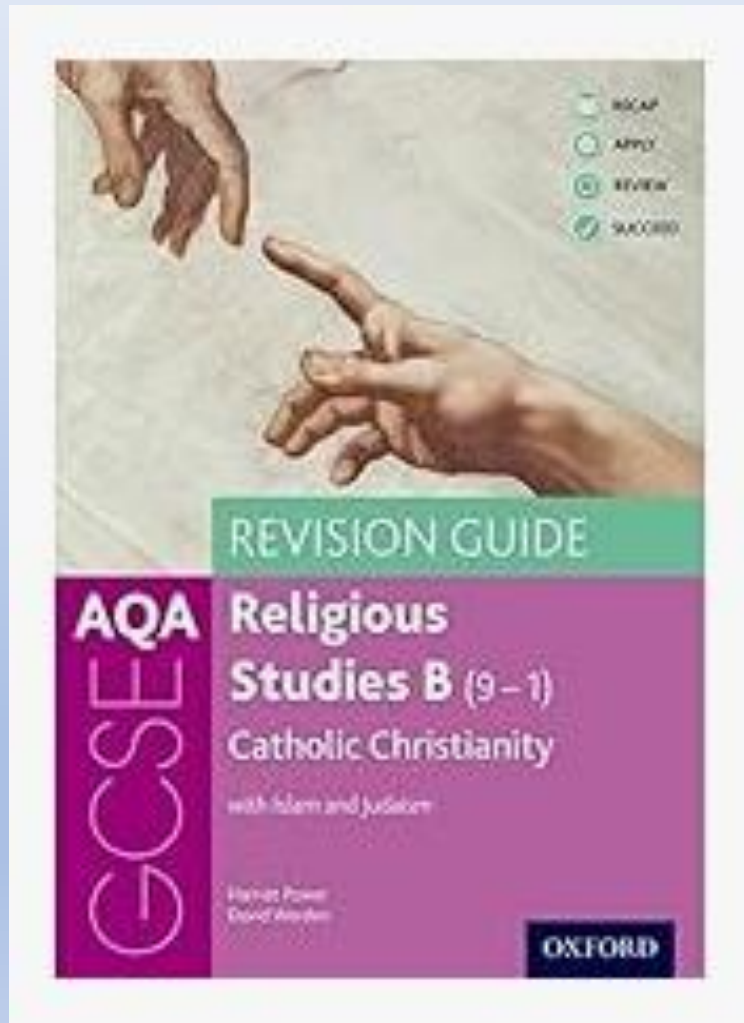
Items per page 10

Search resources 🔍

Showing 117 results



- Once he feels confident with a particular chapter, build up the timed practice...
- Start doing x2 24 markers, then 3, then 4 (to 1 hr 45mins)
- Pupils historically do poorly on the latter questions in a question because they mistime in the exam.
- He should practice until all gaps in his knowledge and technique are filled in.





- Prepare as the exam will be
- Knowledge and technique
- Timed conditions
- Good habits now make a long-term difference



English



Year 10 Information Evening English

Mrs Ryder – Subject Leader of English

Mrs L. Crampton - Key Stage 4 Co-ordinator for English

s.ryder@johnfisherschool.org

l.crampton@johnfisherschool.org

GCSE English Literature - OCR



There is no tier of entry – grades 9 to U is the range of grades available for all students entered

PAPER 1 – Exploring modern and literary heritage texts 50% 2HR 80 MARKS (Closed texts)	PAPER 2 – Exploring poetry and Shakespeare 50% 2HR 80 MARKS (Closed texts)
<input type="checkbox"/> Paper 1: Section A 25% 1h 15min TEXT: An Inspector Calls by JB Priestley Q1 Extract & Unseen Extract Comparison AND Q2 Character or Theme Essay Question	<input type="checkbox"/> Paper 2: Section A 25% 1 hr 15 mins TEXT: Conflict Poetry Anthology (15 poems) Q1 Poem & Unseen Poem Comparison AND Q2 Single Poem Analysis Essay Question
<input type="checkbox"/> Paper 1: Section B 25% 45min TEXT: Jekyll & Hyde by R. L. Stevenson Q1 Extract <u>Question</u> OR Q2 Character or Theme Essay Question	<input type="checkbox"/> Paper 2: Section B 25% 45 mins TEXT: Macbeth by William Shakespeare Q1 Extract <u>Question</u> OR Q2 Character or Theme Essay Question

GCSE English Language - AQA



There is no tier of entry – grades 9 to U is the range of grades available for all students entered

PAPER 1 – 50% 1 hr 45 80 MARKS	PAPER 2 – 50% 1 hr 45 80 MARKS
<p><input type="checkbox"/> Paper 1: Section A 25% 1hr READING: 1 x Unseen Reading Fiction Q1 Retrieval Question (4 marks) Q2 Structure Question (8 marks) Q3 Language Analysis Question (8 marks) Q4 Viewpoint Question (20 marks)</p>	<p><input type="checkbox"/> Paper 2: Section A 25% 1hr READING: 2x Unseen Reading Non-Fiction Q1 True or False statements (4 marks) Q2 Summary question (8 marks) Q3 Language Analysis Question (12 marks) Q4 Viewpoint Comparison Question (16 marks)</p>
<p><input type="checkbox"/> Paper 1: Section B 25% 45 mins WRITING: Fiction Q5 Creative writing task</p>	<p><input type="checkbox"/> Paper 2: Section B 25% 45 mins WRITING: Non-Fiction Q5 – Extended persuasive/argumentative writing task</p>



Non-examination Assessment: Spoken Language

What's assessed

(AO7-AO9)

- presenting
- responding to questions and feedback
- use of Standard English

Assessed

- teacher set throughout course
- marked by teacher
- separate endorsement (0% weighting of GCSE)

Spoken Language Assessments take place in the Summer Term of Year 10.

These are graded as **Pass, Merit or Distinction.**

Completing this endorsement is a pre-requisite of the course.

English GCSE revision suggestions



English Literature (OCR)

Paper 1:

- | | |
|--------------------|--|
| An Inspector Calls | <ul style="list-style-type: none">➤ English class notes and text➤ Revision World➤ BBC bitesize➤ CGP Revision Guides |
|--------------------|--|

Jekyll and Hyde	'As above'
-----------------	------------

Paper 2:

- | | |
|------------------|---|
| Poetry Anthology | <ul style="list-style-type: none">➤ English class notes and text➤ Revision World➤ BBC bitesize➤ Mr King poetry revision videos (youtube) |
|------------------|---|

Macbeth	'As above'
---------	------------

English Language (AQA)

Paper 1

Fiction text analysis & Creative writing

Revision materials available

- English class notes and texts
- CGP Revision books
- Mr Bruff videos
- BBC bitesize
- Revision World past papers
- Reading quality fiction – extracts, short stories etc

Paper 2

Non-Fiction comparisons & Creative writing

- English class notes and texts
- CGP Revision books
- Mr Bruff videos
- BBC bitesize
- Revision World past papers
- Reading quality non-fiction e.g broadsheet newspapers

English Revision Advice for Pupils



General:

- Make your most of your lesson time. Use the full time to write extended answers in class – if you won't do it in class you won't be able to do it in the exam!
- Your teachers are there to help – use the sentence starters, knowledge organisers, and guidance they give. But learn it so you can do it when they aren't there.
- Get into the routine and discipline now of revising each day – little and often.
- Create revision posters and flashcards – put them around the house. Change where they are every couple of weeks so your brain doesn't adapt and ignore them.
- Ask your family to help you stay accountable with your revision and to test you.

English specific:

- Read 20 minutes each day, especially a range of literary fiction eg 'Classic literature' and non-fiction eg diary writing, travel writing, autobiography, etc.. This will directly support your ability to access the Unseen texts in the English Language and Literature papers. Use your library for the texts. Remember there is value in finishing texts but also reading widely – so find that balance.
- Know the questions that are marked for paragraphs, spelling, grammar and punctuation in the Language and Literature papers. Take extra care in those questions with your accuracy of writing. Take time to proofread and edit your answers.
- Plan your responses for the 40 mark questions.
- Know your timings – and stick to them!
- Memorise quotes for ALL your Literature texts, but especially poetry and AIC where you will not have any of the text to rely on for Part B.
- Use your PPE feedback to identify on going areas for improvement.



Why do we say read for 20 minutes a day?

Reading improves student understanding and analytical skills, while also enriching their vocabulary.

Reading also is proven to reduce stress, anxiety, and the chances of suffering from insomnia. Just 6 minutes of reading can reduce stress by 68%.

Reading boosts empathy, mental health and wellbeing


Reading each day is workout, similar to cardio training, for your brain.

It is never too late to become a reader, and every minute reading helps.

Why read 20mins at home?

Student A

- * 20 minutes of reading a day
- * 3600 minutes per school year
- * 1800000 words per year
- * scores in the top 10% in standardized tests



Student B

- * 5 minutes of reading a day
- * 900 minutes per school year
- * 282000 words per year
- * scores average 50% in standardized tests



Student C

- * 1 minute of reading a day
- * 180 minutes per school year
- * 8000 words per year
- * scores in the bottom 10% in standardized tests



If a child starts reading 20 minutes per night in kindergarten, by the end of year 8, Student A will have read for the equivalent of 60 school days, Student B will have read for 12 school days, and Student C will have read for 3.

Want to be a better reader? GOOD! START READING!!!

A stylized, dark blue fish logo is positioned on the left side of the image. The fish is facing left and has a circular eye with a spiral pattern. Its body is composed of various geometric shapes, including triangles and rectangles, creating a mosaic-like effect. The fish's tail is also stylized with geometric patterns. The entire logo is set against a dark blue background.

Science



Key

- Yellow: Separate Science classes, mixed ability within these classes
- Green: Higher Tier Combined Science Classes, mixed ability within these classes
- Blue: Foundation Tier Combined Science Classes, mixed ability within these classes

X Band Classes/Sets	Y Band Classes/Sets
Tx	Hy
Ty	Fy
Tz	Fx
Hx	

Teaching Staff



- **Biology Specialists:**

- Ms Mozammel (SL for Biology)
- Mr Bennett (Dept Head)
- Mrs Thaker
- Ms Bryant

- **Chemistry Specialists:**

- Mrs Woolcock (SL for Science)
- Mr Hall (SL for Chemistry)
- Miss Green
- Ms Bryant

- **Physics Specialists:**

- Mr Harwood (SL for Physics)
- Dr Ekanayake
- Ms Bryant
- Mr Hassan



Specifications:

- AQA Combined Science Trilogy (formally known as dual award) at foundation and higher tier
- AQA Separate Sciences (formally known as triple science)
 - ***Sets Tx, Ty and Tz are covering higher tier separate science***
 - ***Sets Hx, Hy are covering higher tier combined science***
 - ***Sets Fx, Fy are covering foundation tier combined science***
- The **final exam entry decision** will be made after the PPEs in year 11.
- After Each PPE we review the suitability of student for the route they are in.
- Your son's set can be changed based on his academic performance throughout the year within his band.



Combined Trilogy Route	Separate Science Route
Your Son will be taught in specialist lessons, ie he will have biology, chemistry and physics lessons	Your Son will be taught in specialist lessons, ie he will have biology, chemistry and physics lessons
Your son will sit 6 GCSE papers that are 1 hour 15 minutes long each. 2x chemistry, 2x biology, 2 x physics	Your son will sit 6 GCSE papers that are 1 hour 45 minutes long each. 2x chemistry, 2x biology, 2 x physics
Your son will receive 2 GCSEs in science, the double grade is an average of all 6 papers	Your son will receive 3 GCSEs one in each science, the grade is an average of the 2 papers sat per subject
Your son can do A-level sciences if he gets the entry criteria grades	Your son can do A-level sciences if he gets the entry criteria grades

Tiers



For higher tier papers the highest grade is a grade 9, the lowest is a grade 4 after this is a U.

For foundation tier the highest grade is a 5 the lowest is 1, then a U.

Legacy GCSE science		Current GCSE science	
Foundation	Higher	Foundation	Higher
			9
	A*		8
	A		7
			6
		5	5
C	C	4	4
D	D	3	(3)
E	(E)	2	
F		1	
G			
U	U	U	U



HIGHER TIER

FOUNDATION TIER

60%
of marks cover
grades 6–9

40% of marks
cover grades
4–5
30% common marks
(standard demand)

- 9
- 8
- 7
- 6
- 5
- 4
- 3
- 2
- 1
- U

40% of marks
cover grades
4–5
30% common marks
(standard demand)

60%
of marks cover
grades 1–3

- Foundation papers are more accessible and for hard working students it is easier to get a grade 5 on them. More of the paper is made up of grade 1-3 questions.
- Higher tier papers are mostly grade 6-9 level questions, it is more difficult and if the grade 4 is not obtained a student will get a U.

Combined
science grades
are:

Higher Tier Grades	Foundation Tier Grades
9-9	5-5
9-8	5-4
8-8	4-4
8-7	4-3
7-7	3-3
7-6	3-2
6-6	2-2
6-5	2-1
5-5	1-1
5-4	U
4-4	
U	



Scheme of Work:

- AQA science (Separate or Combined Trilogy) Specifications are on the AQA website.
- Order of curriculum for your son's year can be found on the Year 10 Google Classroom.
- Revision Guides: I recommend CGP, they have a vast array of supporting materials www.worldofbooks.com have second hand versions which are cheaper!
- We are going to be sending letters to parents this term with details how to buy CGP revision resources through school.

Assessment throughout the year



- Topic checklist issued with specific information and knowledge for that particular topic
- Mid-point of a topic low stakes assessment/quiz are set on Educake and feedback issued to students
- End of topic- end of topic assessment, marked by the teachers and personalised feedback and DIRT task produced.



Each Topic

- For Each topic your son will be given a checklist and will have an end of topic assessment at the end of each topic.
- He will be given a feedback sheet that will be stuck at the back of the book and that we ask you to sign.
- He will also be given an improvement task to complete

Chemistry

Topic X

Student A

10Ty

Mrs Woolcock)

Questions		
1	6 mk compare Structure & bonding	3 / 8
a,b	Energy, moles and gas volume calc	6 / 4
2d	Energy, moles and gas volume calc	2 / 4
3a	Energy, moles and gas volume calc	1 / 4
b,c	Energy, moles and gas volume calc	1 / 4
b,c	Energy, moles and gas volume calc	6 / 4
le	Energy, moles and gas volume calc	0 / 4
ia	Energy, moles and gas volume calc	0 / 4
d	Energy, moles and gas volume calc	7 / 4
a,b	Energy, moles and gas volume calc	6 / 4
d,e	Energy, moles and gas volume calc	7 / 4
7	Analysis of data and graph work	1 / 7
8	History of structure of the atom	2 / 5
9	Electrolysis	3 / 8
10a	Definition activation energy	0 / 1
10b	Calc: reacting masses and limiting	1 / 4
10c	OILRIG ionic equaitons	4 / 4
11a	Energy profile diagrams	2 / 2
b, c	Hydrogen fuel cells	2 / 4
11f	Energy, moles and gas volume calc	0 / 4
21		0 / 0
22		0 / 0
23		0 / 0
24		0 / 0
25		0 / 0
Total:		54 / 87

Skill		
1	State	0 / 0
2	Describe	0 / 0
3	Explain	0 / 0
4	Analyse	0 / 0
5	Suggest	0 / 0

Your Mark

54

Class Average

46

Parent Signature

Dirt Task Assigned

Please complete a mindmap on the properties of covalent bonds



- PPEs are in April
- They will cover paper 1 content- chapters 1-4 for biology and physics, 1-5 for chemistry
- Google Classroom- lot of useful resources on here including checklists to what needs to be covered for PPEs.
- PPE will be used to help finalise your sons set and GCSE route- we will enter your son for the exam we believe he will perform the best in based on his academic results.

Google Classroom



- Class Code: zvpdz6k
- Your son needs to join to access his home learning booklets




Year 10 Science

Stream Classwork People Grades


[+ Create](#)


All topics ▾


Year 10 Curriculum ⋮

 Year 10 Curriculum Edited Sep 8

Home Learning Booklets ⋮

 Home Learning Booklets Term 1 Posted Sep 27, 2023

 Home Learning Booklets Term 2 Edited Sep 8

 Home Learning Booklets Term 3 Edited Sep 8

Google Classroom






- Class Code: zvpdz6k
- On here are checklist for topics, links to useful websites, revision materials, and answers to frequently asked





Year 10 Science

Stream Classwork People Grades


Useful Resources/Material

-  Useful Websites (we follow AQA) Posted Aug 31, 2023
-  GCSE Live! Revision Tips Posted Mar 11
-  Revision Techniques Posted Sep 8

Biology Paper 1 Resources

-  Checklist: Separate Science Biology Edited Sep 27, 2023
-  Checklist: Combined Science/ Trilogy Biol... Edited Sep 27, 2023
-  Biology Workbooks Posted Oct 9, 2023
-  Biology Revision Mats Posted Oct 9, 2023

- Login details for Google Classroom and Educake can be found at the front of your son's exercise book.
- Years 7-9 will have a lesson with a laptop to ensure they can login.



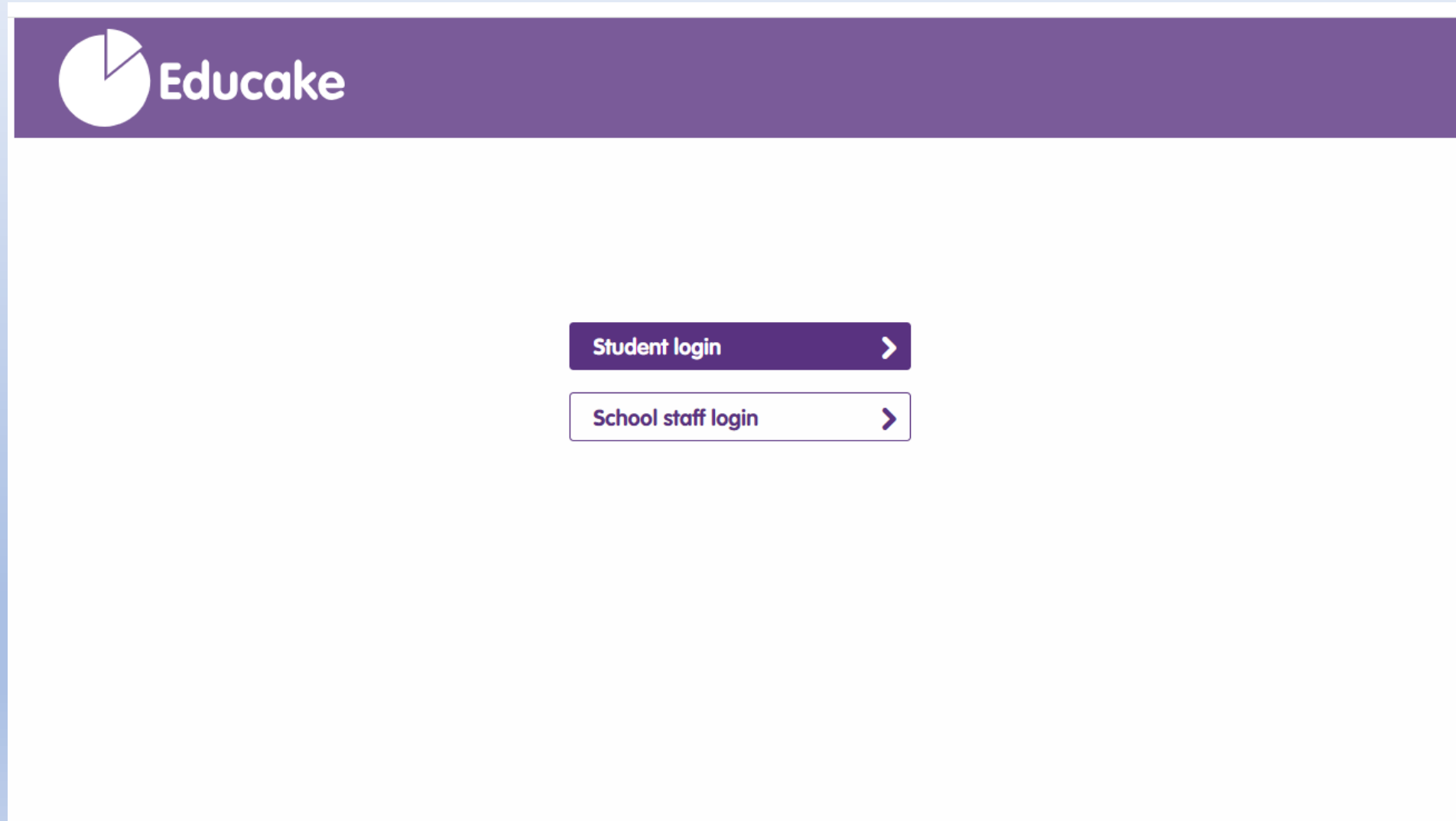
Mrs Woolcock's Expectations

1. Be on **time**
2. **Listen** and follow instructions first time
3. Show **respect** to everyone in the classroom
4. Put up hands to ask **questions**
5. Allow others to **learn**
6. Always, always try your **best**
7. *Write a target for yourself*

Educake: Our online low stakes Quizzes



- Google 'Educake', select students then enter details (front of exercise book)





- Any set quizzes will come up

My Educake

Revision wizard >

Your next 3 quizzes			View all upcoming quizzes
Subject	Quiz name	Set by	Due
Chemistry	Tester (10 Qs)	Mrs Woolcock	today

Your latest 3 quizzes			View all completed quizzes	
Subject	Quiz name	Set by	Completed	Score
Chemistry	(Archived) Chemical Changes revision	Miss Green	23-03-2025	67%
Physics	(Archived) Motion on earth and in space	Miss Green	19-01-2025	54%
Biology	(Archived) Infection	Miss Green	23-10-2024	60%

Study and quiz yourself	KS2	KS3	GCSE
Key Stage 3 Science		61%	
Biology		65%	
Chemistry		67%	
Physics		54%	
Working Scientifically		0%	



- There may be added information for your son to view

Tester

Set by Mrs Woolcock

Due 12th September 2025 (today)

10 questions

Message from Mrs Woolcock:

"Please complete by Friday 7th"

Your teacher recommends these to help you:

[Home - BBC Bitesize](#)

Begin quiz



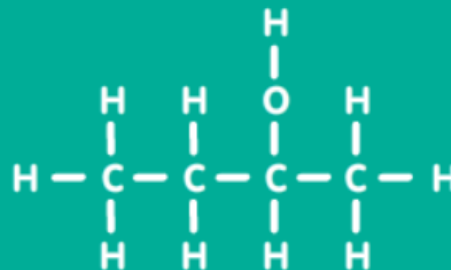


- Complete the quiz and repeat until a certain % is reached eg 95% correct

Question 1 of 10

The diagram shows the displayed formula of a substance. How many different elements are there in this substance?

Enter your answer as a number





Additional Support

**Your son is welcome to see his
teacher for help at anytime**



Maths

Maths Dept

Post Holders

Subject Leader

Mr D Stanton

KS4 Coordinator

Mrs Y Winkelman

Year 10 Class Teachers

Set 1 Mrs Winkelman

Set 5 Mr S Gamage

Set 2 Mrs M Bibi

Set 6 Mr P Johnson

Set 3 Mr D Stanton

Set 7 Ms C McNeela

Set 4 Ms Z Ngyuen

Exam board details, banding and sets

In Mathematics, students will be entered into

Edexcel Linear Maths GCSE 9 – 1

The final examinations are three (equally weighted 80 mark) papers of length 1hr 30 mins.

Paper 1 Non-Calculator

Paper 2 Calculator

Paper 3 Calculator

Students have been banded across Science, English and Maths.

This was based upon their end of year assessment, progress over time and teacher professional judgement.

- Upper band are sets 1-4
- Lower band are sets 5-8

Exam board details, banding and sets

Tiers of study

We aim to remove putting a “ceiling on outcomes”. This means with dedication to study, shown by assessment markers, **any student** (no matter their starting point) has access to all the grades.

- Sets 1 to 5 students are studying the HIGHER Tier
 - *(Set 1 additionally cover the AQA Further Maths Level 2 Certificate)*
- Sets 6 to 8 students are studying the FOUNDATION Tier

Setting is fluid, and set changes will be conducted at certain assessment points throughout the year. Set changes will only occur if the data demonstrates it is appropriate.

Final tier of entry in 2026

This is solely decided by the Maths department, based on student's data, to optimise individual student outcomes.

Homework/Sparx Maths platform

- Homework will be set weekly (Wednesday to Wednesday) via the Sparx Maths platform but may be supplemented with written pieces or other resources where appropriate.

What is Sparx Maths Homework?

- Sparx provides personalized homework to each child, with questions that are challenging yet achievable, and tailored to their learning needs
- The majority of each week's homework will be based on recently learnt topics, but it will also include some questions from previous topics to help reinforce their learning. On occasion new material will be presented ahead of time for students to pre-discover.
- Students access their homework on their online Sparx account, where they'll get immediate feedback for each question about whether their answer was correct or they need to have another try.
- While homework is accessed online, it is predominantly a written homework and students should record their work in their workbooks showing full process and working.
- Every question in Sparx has a support video attached to that your child can get help independently.
- Teachers will be reviewing HW often and therefore starting the work early will allow teachers to intervene and support.

Maths practise, support and further resources

How to improve in Maths?

The best way to improve in Maths is to practise questions. There are many online resources, practise books and free exam resources available to students to utilise to obtain exam style questions

How will the Maths department support?

- Drop-in Maths clinics, where students can bring problems and get assistance from a teacher.
- Enrichment and extension opportunities

Useful websites

There is a wealth of resources to support the Edexcel course, find a website that works for you. Some good ones are:

- Maths genie
- Physics and Maths tutor
- Save my exams
- Corbett Maths
- OnMaths

Advice for Pupils

General

- Use the subject experts i.e. your teachers, when you encounter areas of misconceptions.
- Have a tidy, organised and quiet work area.
- Utilise all your time effectively e.g. flash cards whilst waiting at the bus stop

Maths specific

- Ensure you have all of the correct equipment for lessons, including a calculator.
- Check work rigorously and always aim to show full solutions and working.
- Use your QLA's to identify on going areas for improvement.
- Be resilient and always try to write the “maths of the situation” by breaking a question into smaller parts.
- Recognise you may not be able to access all questions on a paper.
- Always start with questions that you are confident with and “build your own success”.

Work Experience



THE JOHN FISHER SCHOOL

*"Nurturing young Catholic gentlemen.
Aspiring for Academic, Cultural & Sporting Excellence."*

Work Experience



- Work Experience for Year 10 takes place during Enrichment Week:

Monday 15th - Friday 19th July 2026

- Parents and carers are asked to find a suitable placement for their son to gain an insight in to the world of work.
- If a workplace requires any additional information, references, etc. please give them my email address: j.greenwood@johnfiherschool.org Students that are unable to find a suitable Work Experience placement will be in school, completing careers based work and carrying out community service.

Safeguarding



THE JOHN FISHER SCHOOL

*"Nurturing young Catholic gentlemen.
Aspiring for Academic, Cultural & Sporting Excellence."*

You are not alone and there is support if you need it!



- ✓ Your Tutor
- ✓ Your Director of Learning
- ✓ wellbeingsupport@johnfishersschool.org



TALK & LISTEN,
BE THERE,
FEEL CONNECTED



DO WHAT YOU CAN,
ENJOY WHAT YOU DO,
MOVE YOUR MOOD



REMEMBER
THE SIMPLE
THINGS THAT
GIVE YOU JOY



EMBRACE NEW
EXPERIENCES,
SEE OPPORTUNITIES,
SURPRISE YOURSELF



Your time,
your words,
your presence

Safeguarding at the John Fisher School



- The John Fisher School is committed to safeguarding and promoting the welfare of all students and staff. We expect all students and staff to share this commitment.

Our Designated Safeguarding and Prevent Leads are:



Mr D Mawer
Designated Safeguarding
Lead, Assistant Head teacher

Ms Lala Deputy
Designated Safeguarding
Lead
Inclusion Coordinator



Miss S. Carquez
Deputy Designated
Safeguarding Lead

Mr J Dawkins
Assistant Designated
Safeguarding Lead
Director of Learning Yr8



Mrs C Butcher
Assistant Designated
Safeguarding Lead
Director of Learning Yr. 9



Mr R Briggs
Assistant Designated
Safeguarding Lead
Director of Learning Yr.10



Miss S Sayers
Assistant Designated
Safeguarding Lead
Director of Learning Yr. 11



Mr K Tomlinson
Assistant Designated
Safeguarding Lead
Director of Learning Yr. 7



Mr D Jackson
Assistant Designated
Safeguarding Lead
Director of Sixth Form

If a Student has a concern about any risk of harm or abuse, or is worried about his own safety, mental health, extremism etc, please speak to one of the safeguarding team or your form tutor.

If a member of staff is concerned that a student has been harmed, is at risk of harm or makes a disclosure, please speak to one of the safeguarding team as soon as possible and log on My Concern.

The nominated **Safeguarding Governor** Mrs P Cook who can be contacted on:
Safeguardinggovernor@johnfisherschool.org

Mental Health



- We are part of the Sutton schools Mental Health Cluster, sharing best practice. • We have staff trained Mental Health First aiders (pink lanyard)
- Mental Health Well Being practitioner on site two days a week.
- Range of intervention and support for students; last year these included sleep and anxiety, revisions and managing stress.
- Parental workshops throughout the year, advertised in the Headteacher newsletter. •
- wellbeingsupport@johnfishersschool.org
- Inclusion officer is Ms Lala



Concerns and queries regarding
students with SEN can be referred to
Mrs Hall

k.hall@johnfisherschool.org

Thank you!

Further questions can be directed to
johnfisherschool@johnfisherschool.org



THE JOHN FISHER SCHOOL

*"Nurturing young Catholic gentlemen.
Aspiring for Academic, Cultural & Sporting Excellence."*