

Year 11 Home Learning

Controlled Assignment




- In this independent project, you will **research**, **analyse** and **respond** to artwork.
- You will have a designated timescale to complete the project.
- You need to complete **all** the tasks.
- The **due date** for your class will be on Satchel One

Task 2 - Source Material -PRESENTATION of CONTEXT

(i) Use FOUR pages of your sketchbook where you produce a COLLAGE of images related to your THEME. These should be a combination of your own photos (originals) and images that you have researched (A03 Record).



(ii) Use a double page spread to show the artists/movements that you have looked at and why (A01 Develop)




Task 3 – Artist Research

Artist Research 1 - Complete a minimum of one double page on an appropriate artist.

Include:

- Background and title
- Relevant biographical information
- Analysis of artist's work (DAIJ)
- Why you have chosen to research this artist
- Studies and clear images of their work



Artist Research 2 - Complete a minimum of one double page on a second appropriate artist.

Include:

- Background and title
- Relevant biographical information
- Analysis of artist's work (DAIJ)
- Why you have chosen to research this artist
- Studies and clear images of their work



Mount up all artist research onto paper/into sketchbooks and explain how these relate to your theme.

Example of how to present an artist study page

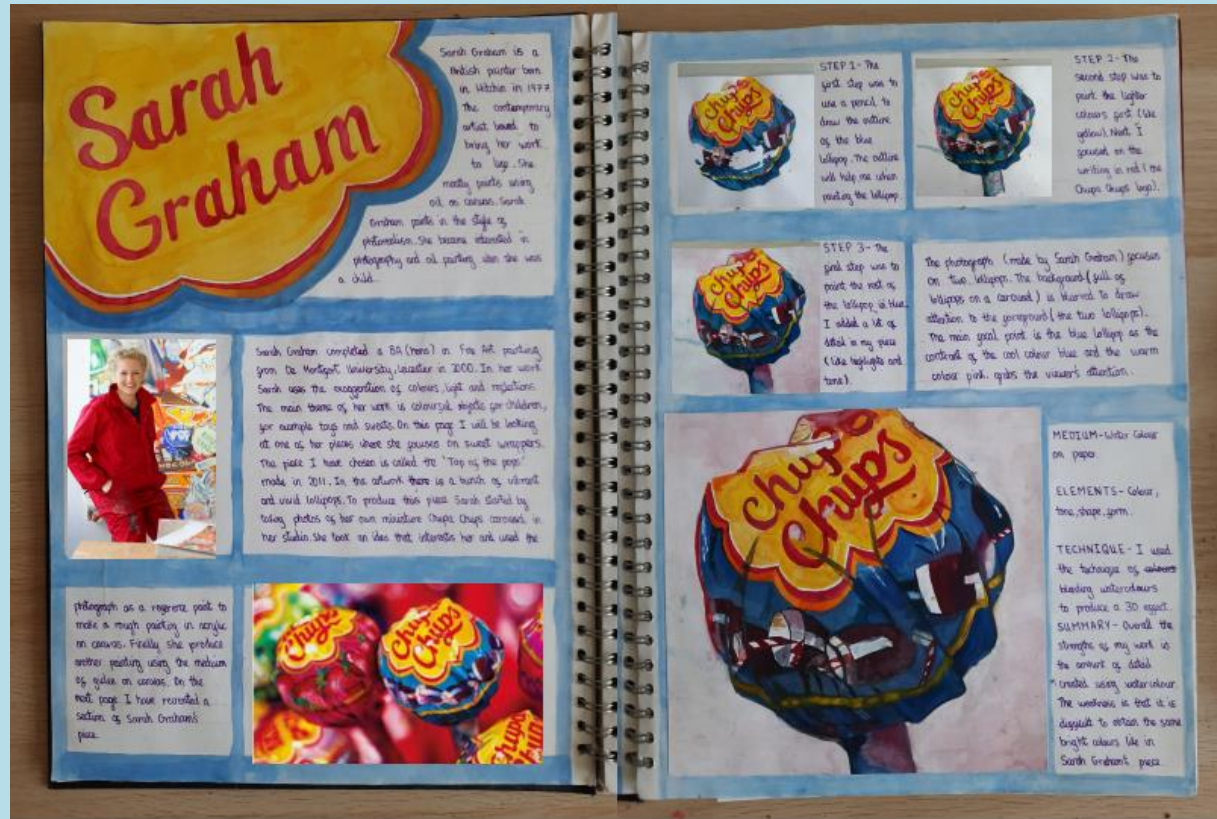
Artist's name



Analysis of the techniques used by the artist e.g.



Use the **Describe, Analyse, Interpret and Judge** framework (see slides below for guidelines)



Appropriate simple background – related to the artists use of colour



Colour print out of the artist's work



Your own copy of the artist work



CRITICAL ANALYSIS OF AN ARTWORK

I. DESCRIBE (What do I see?)

- landscape, portrait, people, still, animals, religious, historic
- foreground / background
- time of day, season
- place or setting / inside or outside
- abstract / realistic
- horizontal / vertical
- old vs. modern/historic vs. contemporary
- action - what is going on?
- story?

Contextual Examination

- When and where was the Art done?
- What did the artist said about this piece of work?
- What did other critiques or artists say about it?
- Was there anything happening in the artists life or in the society or the greater world around them that may have influenced their work?

2. ANALYSE (How is the work organised?)

- line:** strong, dominant, thin, directional, broken, outline, structural, curved
- colour and value:** warm, cool, light, dark, solid, transparent, bright, dull, monochromatic, realistic or abstract
- texture:** smooth, rough, coarse, soft
- space:** perspective, foreground, middle ground, background, point of view
- form:** 2D vs 3D form on flat surface, sculptural form
- contrast, emphasis, rhythm, pattern, movement, balance, unity, repetition
- How do the elements and principles of design work together?
- How does the artist use the elements / principles to get your attention?
- composition

3. INTERPRET (What is happening?)

- The artwork is about...
- It makes me think about...
- The artist is saying...
- Mood and feeling: calm, violent, sad, joyful, angry, hopeful, scared etc
- The artists wants you to see...
- The artist wants you to think about...
- The artwork reminds me of...
- I want to know...
- If I could ask the artist a question, I would ask...
- symbols
- metaphors
- meaning
- context
- relationships between all the individual parts of t work
- What do you think the artwork means?

4. JUDGE (What do I think about the artwork?)

- The best part of the work is...
- The strengths of the work are...
- The weaknesses of the work are...
- The artist communicates ideas by...
- I learned...
- I like ___ because...
- I dislike ___ because...
- I would(n't) choose to hang this work in my room because...
- Other people should study this work because...
- This work has survived the test of time because...
- Why do different people see and understand artwork differently?

Have your perceptions/feelings about this work changed since you started critiquing it? If so, how?

Does the work exhibit a high degree of technical, compositional and/or conceptual skill?

Do you think this is an effective piece of work? Why/why not and what criteria do you base your answer on? (your answer could involve, skills, processes, expressive power, beauty and other qualities found in the work.)

Finally, the important part -

How will your own artwork be influenced by the artwork? (techniques, themes etc.)

You can use the DAII writing template attached on satchel One

Task 4:

- Create 3 small refined experimentation studies to link to the artist techniques
- For example – Refining your use of colour and line**



Challenge tasks – independent research skills:



- You could choose two artworks to compare and contrast.
- You could do additional research about the artist and find some more examples of their work.
- Could you find an article and youtube video about the artist? How could this help your analysis of the artwork?
- Could you experiment with the same materials that the artist uses? How could be inspired by their techniques?
- You could find an **additional** artwork that **you** would like to study. You could use the following websites to find artists/artwork:

<https://artuk.org/>

<https://www.saatchiart.com>

<https://www.tate.org.uk/>